




HARRIS COUNTY FELONY PRETRIAL DETENTION REPORT

BROUGHT TO YOU BY THE TEXAS CENTER FOR JUSTICE & EQUITY AND THE TEXAS ORGANIZING PROJECT

ON AN AVERAGE NIGHT LAST WEEK **6,336** PEOPLE WERE LOCKED IN A CAGE AT THE HARRIS COUNTY JAIL BECAUSE THEY COULDN'T AFFORD MONEY BAIL, EVEN THOUGH IT IS ILLEGAL TO JAIL PEOPLE SOLELY BECAUSE THEY ARE POOR. THIS REPORT USES JAIL POPULATION DATA PROVIDED BY HARRIS COUNTY TO COMPARE THE PRETRIAL DETENTION NUMBERS OF HARRIS COUNTY'S FELONY JUDGES.

DISTRICT COURTS BY HIGHEST PRETRIAL DETENTION POPULATION

APRIL 3, 2022 - APRIL 9, 2022

#1: JUDGE RAMONA FRANKLIN	#2: JUDGE HAZEL B. JONES	#3: JUDGE LORI CHAMBERS GRAY
 <p>545 PEOPLE DETAINED PER NIGHT BASED ON INABILITY TO PAY</p> <p>338TH DISTRICT COURT</p>	 <p>417 PEOPLE DETAINED PER NIGHT BASED ON INABILITY TO PAY</p> <p>174TH DISTRICT COURT</p>	 <p>362 PEOPLE DETAINED PER NIGHT BASED ON INABILITY TO PAY</p> <p>262ND DISTRICT COURT</p>

RANK	COURT	JUDGE	DAILY AVERAGE NUMBER OF PEOPLE DETAINED PRETRIAL
4.	176TH	NIKITA HARMON	345
5.	178TH	KELLI JOHNSON	327
6.	208TH	GREG GLASS	291
7.	185TH	JASON LUONG	281
8.	177TH	ROBERT JOHNSON	279
9.	183RD	CHUCK SILVERMAN	265
10.	182ND	DANILO LACAYO	262
11.	248TH	HILARY UNGER	262
12.	209TH	BRIAN E. WARREN	256
13.	263RD	AMY MARTIN	255
14.	179TH	ANA MARTINEZ	252
15.	482ND	MARITZA ANTU	227
16.	184TH	ABIGAIL ANASTASIO	225
17.	180TH	DASEAN JONES	214
18.	232ND	JOSH HILL	211
19.	230TH	CHRIS MORTON	210
20.	337TH	COLLEEN GAIDO	208
21.	228TH	FRANK AGUILAR	198
22.	339TH	TE'IVA J. BELL	182
23.	351ST	NATALIA "NATA" CORNELIO	167
-	RIC	BROCK THOMAS	94

Harris County taxpayers spent over **\$3.8 MILLION** on illegal pretrial detention this week.

That's over TWICE the amount Harris County taxpayers spend every week on public health services, the public library, and pollution control **COMBINED.**