




HARRIS COUNTY FELONY PRETRIAL DETENTION REPORT

BROUGHT TO YOU BY THE TEXAS CENTER FOR JUSTICE & EQUITY AND THE TEXAS ORGANIZING PROJECT

ON AN AVERAGE NIGHT LAST WEEK **6,263** PEOPLE WERE LOCKED IN A CAGE AT THE HARRIS COUNTY JAIL BECAUSE THEY COULDN'T AFFORD MONEY BAIL, EVEN THOUGH IT IS ILLEGAL TO JAIL PEOPLE SOLELY BECAUSE THEY ARE POOR. THIS REPORT USES JAIL POPULATION DATA PROVIDED BY HARRIS COUNTY TO COMPARE THE PRETRIAL DETENTION NUMBERS OF HARRIS COUNTY'S FELONY JUDGES.

DISTRICT COURTS BY HIGHEST PRETRIAL DETENTION POPULATION OCTOBER 9, 2022 - OCTOBER 15, 2022

#1: JUDGE RAMONA FRANKLIN	#2: JUDGE HAZEL B. JONES	#3: JUDGE LORI CHAMBERS GRAY
 <p>474 PEOPLE DETAINED PER NIGHT BASED ON INABILITY TO PAY</p> <p>338TH DISTRICT COURT</p>	 <p>386 PEOPLE DETAINED PER NIGHT BASED ON INABILITY TO PAY</p> <p>174TH DISTRICT COURT</p>	 <p>358 PEOPLE DETAINED PER NIGHT BASED ON INABILITY TO PAY</p> <p>262ND DISTRICT COURT</p>

RANK	COURT	JUDGE	DAILY AVERAGE NUMBER OF PEOPLE DETAINED PRETRIAL
4.	176TH	NIKITA HARMON	343
5.	178TH	KELLI JOHNSON	332
6.	208TH	GREG GLASS	307
7.	183RD	CHUCK SILVERMAN	294
8.	263RD	AMY MARTIN	271
9.	177TH	ROBERT JOHNSON	266
10.	184TH	ABIGAIL ANASTASIO	263
11.	248TH	HILARY UNGER	261
12.	185TH	JASON LUONG	254
13.	482ND	MARITZA ANTU	243
14.	179TH	ANA MARTINEZ	235
15.	180TH	DASEAN JONES	231
16.	232ND	JOSH HILL	231
17.	228TH	FRANK AGUILAR	224
18.	209TH	BRIAN E. WARREN	217
19.	182ND	DANILO LACAYO	217
20.	339TH	TE'IVA J. BELL	208
21.	230TH	CHRIS MORTON	205
22.	337TH	COLLEEN GAIDO	199
23.	351ST	NATALIA "NATA" CORNELIO	181
-	RIC	BROCK THOMAS	77

Harris County taxpayers spent over **\$3.8 MILLION** on illegal pretrial detention this week.

That's over TWICE the amount Harris County taxpayers spend every week on public health services, the public library, and pollution control **COMBINED.**