




# HARRIS COUNTY FELONY PRETRIAL DETENTION REPORT

BROUGHT TO YOU BY THE TEXAS CRIMINAL JUSTICE COALITION AND THE TEXAS ORGANIZING PROJECT

ON AN AVERAGE NIGHT LAST WEEK, **4,187** PEOPLE WERE LOCKED IN A CAGE AT THE HARRIS COUNTY JAIL BECAUSE THEY COULDN'T AFFORD MONEY BAIL, EVEN THOUGH IT IS ILLEGAL TO JAIL PEOPLE SOLELY BECAUSE THEY ARE POOR. THIS REPORT USES JAIL POPULATION DATA PROVIDED BY HARRIS COUNTY TO COMPARE THE PRETRIAL DETENTION NUMBERS OF HARRIS COUNTY'S FELONY JUDGES.

## DISTRICT COURTS BY HIGHEST PRETRIAL DETENTION POPULATION JUNE 14, 2020 - JUNE 20, 2020

<b>#1: JUDGE RAMONA FRANKLIN</b>	<b>#2: JUDGE GEORGE POWELL</b>	<b>#3: JUDGE RANDY ROLL</b>
 <p><b>250</b> PEOPLE DETAINED PER NIGHT BASED ON INABILITY TO PAY</p> <p>338TH DISTRICT COURT</p>	 <p><b>226</b> PEOPLE DETAINED PER NIGHT BASED ON INABILITY TO PAY</p> <p>351ST DISTRICT COURT</p>	 <p><b>219</b> PEOPLE DETAINED PER NIGHT BASED ON INABILITY TO PAY</p> <p>179TH DISTRICT COURT</p>

<u>RANK</u>	<u>COURT</u>	<u>JUDGE</u>	<u>DAILY AVERAGE NUMBER OF PEOPLE DETAINED PRETRIAL</u>
4.	183RD	CHUCK SILVERMAN	215
5.	337TH	HERB RITCHIE	214
6.	176TH	NIKITA HARMON	212
7.	339TH	JESSE MCCLURE	205
8.	174TH	HAZEL JONES	202
9.	178TH	KELLI JOHNSON	200
10.	262ND	LORI CHAMBERS GRAY	195
11.	208TH	GREG GLASS	191
12.	182ND	DANILO LACAYO	190
13.	185TH	JASON LUONG	190
14.	263RD	AMY MARTIN	185
15.	177TH	ROBERT JOHNSON	184
16.	230TH	CHRIS MORTON	179
17.	248TH	HILARY UNGER	175
18.	209TH	BRIAN WARREN	171
19.	232ND	JOSH HILL	164
20.	180TH	DASEAN JONES	159
21.	184TH	ABIGAIL ANASTASIO	145
22.	228TH	FRANK AGUILAR	116

Harris County taxpayers spent almost **\$2.2 MILLION** on illegal pretrial detention this week. That's over 150% of the \$1.3 million Harris County taxpayers spend every week on public health services, the public library, and pollution control **COMBINED**.