




HARRIS COUNTY FELONY PRETRIAL DETENTION REPORT

BROUGHT TO YOU BY THE TEXAS CENTER FOR JUSTICE & EQUITY AND THE TEXAS ORGANIZING PROJECT

ON AN AVERAGE NIGHT LAST WEEK **6,387** PEOPLE WERE LOCKED IN A CAGE AT THE HARRIS COUNTY JAIL BECAUSE THEY COULDN'T AFFORD MONEY BAIL, EVEN THOUGH IT IS ILLEGAL TO JAIL PEOPLE SOLELY BECAUSE THEY ARE POOR. THIS REPORT USES JAIL POPULATION DATA PROVIDED BY HARRIS COUNTY TO COMPARE THE PRETRIAL DETENTION NUMBERS OF HARRIS COUNTY'S FELONY JUDGES.

DISTRICT COURTS BY HIGHEST PRETRIAL DETENTION POPULATION MAY 8, 2022 - MAY 14, 2022

#1: JUDGE RAMONA FRANKLIN	#2: JUDGE HAZEL B. JONES	#3: JUDGE LORI CHAMBERS GRAY
 <p>540 PEOPLE DETAINED PER NIGHT BASED ON INABILITY TO PAY</p> <p>338TH DISTRICT COURT</p>	 <p>425 PEOPLE DETAINED PER NIGHT BASED ON INABILITY TO PAY</p> <p>174TH DISTRICT COURT</p>	 <p>372 PEOPLE DETAINED PER NIGHT BASED ON INABILITY TO PAY</p> <p>262ND DISTRICT COURT</p>

RANK	COURT	JUDGE	DAILY AVERAGE NUMBER OF PEOPLE DETAINED PRETRIAL
4.	176TH	NIKITA HARMON	341
5.	178TH	KELLI JOHNSON	326
6.	185TH	JASON LUONG	289
7.	208TH	GREG GLASS	288
8.	177TH	ROBERT JOHNSON	281
9.	183RD	CHUCK SILVERMAN	267
10.	248TH	HILARY UNGER	266
11.	209TH	BRIAN E. WARREN	261
12.	182ND	DANILO LACAYO	258
13.	184TH	ABIGAIL ANASTASIO	243
14.	263RD	AMY MARTIN	238
15.	179TH	ANA MARTINEZ	236
16.	482ND	MARITZA ANTU	233
17.	232ND	JOSH HILL	227
18.	230TH	CHRIS MORTON	217
19.	180TH	DASEAN JONES	212
20.	337TH	COLLEEN GAIDO	204
21.	228TH	FRANK AGUILAR	202
22.	339TH	TE'IVA J. BELL	197
23.	351ST	NATALIA "NATA" CORNELIO	167
-	RIC	BROCK THOMAS	96

Harris County taxpayers spent over **\$3.8 MILLION** on illegal pretrial detention this week.

That's over TWICE the amount Harris County taxpayers spend every week on public health services, the public library, and pollution control **COMBINED.**