




# HARRIS COUNTY FELONY PRETRIAL DETENTION REPORT

BROUGHT TO YOU BY THE TEXAS CENTER FOR JUSTICE & EQUITY AND THE TEXAS ORGANIZING PROJECT

ON AN AVERAGE NIGHT LAST WEEK **6,545** PEOPLE WERE LOCKED IN A CAGE AT THE HARRIS COUNTY JAIL BECAUSE THEY COULDN'T AFFORD MONEY BAIL, EVEN THOUGH IT IS ILLEGAL TO JAIL PEOPLE SOLELY BECAUSE THEY ARE POOR. THIS REPORT USES JAIL POPULATION DATA PROVIDED BY HARRIS COUNTY TO COMPARE THE PRETRIAL DETENTION NUMBERS OF HARRIS COUNTY'S FELONY JUDGES.

## DISTRICT COURTS BY HIGHEST PRETRIAL DETENTION POPULATION

JULY 24, 2022 - JULY 30, 2022

#1: JUDGE RAMONA FRANKLIN	#2: JUDGE HAZEL B. JONES	#3: JUDGE NIKITA HARMON
 <p><b>509</b> PEOPLE DETAINED PER NIGHT BASED ON INABILITY TO PAY</p> <p>338TH DISTRICT COURT</p>	 <p><b>414</b> PEOPLE DETAINED PER NIGHT BASED ON INABILITY TO PAY</p> <p>174TH DISTRICT COURT</p>	 <p><b>375</b> PEOPLE DETAINED PER NIGHT BASED ON INABILITY TO PAY</p> <p>176TH DISTRICT COURT</p>

RANK	COURT	JUDGE	DAILY AVERAGE NUMBER OF PEOPLE DETAINED PRETRIAL
4.	262ND	LORI CHAMBERS GRAY	353
5.	208TH	GREG GLASS	323
6.	178TH	KELLI JOHNSON	319
7.	183RD	CHUCK SILVERMAN	294
8.	185TH	JASON LUONG	286
9.	248TH	HILARY UNGER	283
10.	177TH	ROBERT JOHNSON	276
11.	263RD	AMY MARTIN	261
12.	182ND	DANILO LACAYO	259
13.	482ND	MARITZA ANTU	256
14.	232ND	JOSH HILL	252
15.	184TH	ABIGAIL ANASTASIO	249
16.	209TH	BRIAN E. WARREN	245
17.	180TH	DASEAN JONES	239
18.	230TH	CHRIS MORTON	232
19.	179TH	ANA MARTINEZ	228
20.	228TH	FRANK AGUILAR	215
21.	339TH	TE'IVA J. BELL	212
22.	337TH	COLLEEN GAIDO	195
23.	351ST	NATALIA "NATA" CORNELIO	178
-	RIC	BROCK THOMAS	92

Harris County taxpayers spent over **\$3.9 MILLION** on illegal pretrial detention this week.

That's over TWICE the amount Harris County taxpayers spend every week on public health services, the public library, and pollution control **COMBINED.**