



Photo by Anthony Kelly



Community Solutions for Youth in Trouble





ACKNOWLEDGEMENTS

Solutions for Youth Justice Staff

Benet Magnuson, J.D.

Jennifer Carreon, M.S.C.J

Report Editor

Molly Totman, J.D.

Report Designer

Kim Wilks

Executive Director

Ana Yáñez-Correa, Ph.D.

We would like to extend our sincere appreciation to the county juvenile probation departments who met with us during the preparation of this report, and for their commitment to strengthening services for youth in Texas' juvenile justice system.

OCTOBER 2012

The Texas Criminal Justice Coalition (TCJC) works with peers, policy-makers, practitioners, and community members to identify and promote smart justice policies that safely reduce the state's costly over-reliance on incarceration – creating stronger families, less taxpayer waste, and safer communities.

© 2012 Texas Criminal Justice Coalition. All rights reserved. Any reproduction of the material herein must credit the Texas Criminal Justice Coalition.

Message from the Executive Director

Dear practitioners and advocates:

Texas is building a more effective juvenile justice system. The old system – which sent thousands of kids to large remote state facilities each year – fostered dangerous conditions for incarcerated youth, likely increased recidivism, and wasted millions of tax dollars. As we learn from those mistakes, our new system is making a wiser investment in county programs that connect kids and their families to community resources. **Research and Texas' experience confirm that these community programs are better at getting our kids on the right path and keeping them on the right path, at a fraction of the cost of state secure facilities.**

Over the past year, TCJC has had the opportunity to visit county juvenile departments across Texas and speak with youth on probation. We learned about the best practices that many counties are implementing successfully, often on a shoestring budget. Unfortunately, 75 percent of county juvenile departments report that their funding is currently insufficient or very insufficient to implement best practices. That funding gap is a serious danger to the future of our kids and the safety of our communities. As county juvenile probation departments in Texas take on greater responsibility for the youth in their communities who need our help, we must ensure that they have the resources and support they need to succeed.

Additional funding to close that gap will be money well spent. County juvenile departments report that if they receive additional funding, they will prioritize expanded services for mental health, community alternatives to secure custody, and family involvement. All three of those issues play a critical role in the successes and failures of the Texas juvenile justice system, and increased funding support would improve the rehabilitation, safety, and education of our youth. **The nine sections in this report are organized to reflect the order of funding priorities that the county juvenile probation departments reported, starting with mental health and community alternatives to lock-ups.**


In addition to expanded funding for community programs, state legislators can support the new Texas juvenile justice system by increasing the oversight and guidance available to county departments. The Office of the Independent Ombudsman currently provides crucial in-depth monitoring of state juvenile facilities; expanding the authority of that office will ensure youth in county facilities are equally protected. Additionally, state policy-makers should revise standards around seclusions, restraints, pre-adjudication detention, visitation, and reentry planning to ensure that all children in the juvenile justice system, especially those with trauma or mental health concerns, have the same protections and opportunities for success.

We hope that this report will be an additional resource to support community programs for at-risk youth. The successful programs identified in this report are county-developed and county-approved. **Each program in the report has been successful even under the considerable real-world constraints that county juvenile departments face.** Whether your county is struggling with mental health services, the use of seclusions and restraints, reentry planning, or some other juvenile justice concern, this report can help identify solutions that have worked for other counties like yours.

More than anything, we hope this report will be the start of conversations in your community about how to support the best possible juvenile justice system in your county. At the end of each section of this report, we have listed a few questions to help get those conversations started. You can also find out more about your county's juvenile justice system – and compare with other counties – in the county data sheets in the second appendix. We hope that you will contact us if we can be of any assistance.



Sincerely,



Dr. Ana Yáñez-Correa

Executive Director, Texas Criminal Justice Coalition

TABLE OF CONTENTS

Mental Health and Trauma1
 County Coordination in Bexar, Travis, Lubbock, Dallas, and Hays Counties2
 Recommendations for County Stakeholders3
 Getting Started: Key Questions for Community Leaders3

Pre-Adjudication Secure Detention4
 Williamson County’s Detention Reductions5
 JDAI in Harris and Dallas Counties6
 Recommendations for County Stakeholders7
 Getting Started: Key Questions for Community Leaders7

Community Alternatives to Secure Facilities8
 Tom Green’s Family Focus9
 Recommendations for County Stakeholders10
 Getting Started: Key Questions for Community Leaders10

Family Involvement11
 Fort Bend County’s Family Project12
 Recommendations for County Stakeholders13
 Getting Started: Key Questions for Community Leaders13

Seclusions and Restraints14
 Success in Bexar County15
 Recommendations for County Stakeholders16
 Getting Started: Key Questions for Community Leaders16

Prevention and Early Intervention17
 Ellis County’s SMART Partnership18
 Recommendations for County Stakeholders19
 Getting Started: Key Questions for Community Leaders19

Assessments20
 Risk and Needs in Tarrant County21
 Recommendations for County Stakeholders22
 Getting Started: Key Questions for Community Leaders22

Certification23
 Hidalgo County’s Low Certification Rate23
 Recommendations for County Stakeholders24
 Getting Started: Key Questions for Community Leaders24

Reentry25
 Williamson County’s Aftercare Policy25
 Recommendations for County Stakeholders26
 Getting Started: Key Questions for Community Leaders26

Appendix A: A Compilation of Key Questions for Community Leaders.....26

Appendix B: County Data Sheets.....29

Endnotes79

Treating Mental Health and Trauma

Community Coordination Heals Invisible Wounds And Diverts Youth from the Justice System

Mental Health

The prevalence of mental health problems among system-involved youth in Texas is one of the most daunting challenges facing the state’s juvenile justice system: A third of youth under the supervision of county probation departments in Texas have a confirmed mental illness,¹ and many of these youth face very serious mental health problems. Bipolar disorder accounts for 11 percent of the known diagnoses of youth on probation, and post-traumatic stress disorder (PTSD) accounts for two percent.²

These challenges are made tougher by razor-thin budget allocations for mental health treatment and services. Texas spends less on mental health services per person than any other state,³ and county juvenile probation chiefs rank mental health services as the highest need for increased funding at their departments.⁴ In fact, less than one quarter of youth on probation with a confirmed mental illness receive mental health treatment.⁵ These youth must navigate adolescence and the juvenile justice system without professional help for their mental health problems.

FIRST: Texas’ county juvenile probation chiefs rank mental health services first in need for increased funding in their departments.

Source: TCJC Survey of Probation Chiefs

LAST: Texas ranks last in per capita mental health services funding.

Source: National Alliance on Mental Illness

Trauma

Traumatic events – including violence, neglect, abuse, threats, humiliation, and deprivation – have wreaked havoc on the development of many youth in the juvenile justice system. In Texas, over half of the youth referred to the juvenile justice system have previously experienced a significant traumatic event.⁶

Trauma in childhood often causes a youth’s stress response to be over-reactive and dysfunctional,⁷ leading many youth to delinquent behavior. After a child has entered the juvenile justice system, past trauma continues to push the youth into deeper system involvement: Recent research in Texas has confirmed the observations of practitioners and advocates that a youth’s past experience with trauma is a major predictor – and for girls, the largest predictor – of the youth’s assignment to increasingly serious secure placements.⁸

Texas’ juvenile justice systems are not adequately addressing the unique risks and needs of traumatized youth. Fifty percent of girls surveyed at the Ron Jackson state secure facility said that their experiences in county probation were either not helpful or did more harm than good in helping them to deal with past trauma.⁹

Trauma-informed juvenile justice programs support rehabilitation and avoid re-traumatizing youth by adjusting every aspect of the service delivery system to respond to the vulnerabilities and triggers of traumatized youth. The National Center for Trauma-Informed Care and other organizations provide training to facilitate the implementation of trauma-informed care.¹⁰

County Coordination for Diversion and Crisis Outreach

Texas Front-End Diversion Initiative (FEDI)

Since 2011, Bexar, Dallas, Lubbock, and Travis counties have served as demonstration sites for the Texas Front-End Diversion Initiative (FEDI). The initiative utilizes specialized staff training and collaborative intensive case management to divert youth with serious mental illnesses away from secure facilities and from further involvement in the juvenile justice system.

Juvenile probation officers participating in FEDI receive specialized training on crisis management, motivational interviewing, family engagement, and the basics of juvenile mental health. The initiative is based in county coordination: In collaboration with county mental health departments, FEDI probation officers provide wraparound case management for four to six months, including intensive home, school, and treatment services. The officers have in-person contact with the youth three times each week, conduct monthly case plan reviews with the youth and family, and collect uniform data for evaluation of the initiative. Because FEDI is intended as a short-term intervention, aftercare planning begins when the youth is accepted into FEDI; among other things, officers help youth and their family build connections to community resources that will sustain their progress.

Impressively, the demonstration counties have implemented FEDI without needing additional program funds. The MacArthur Foundation provides technical assistance, and most participating youth are eligible for Medicaid or the Children’s Health Insurance Program (CHIP), which supports the program. Bexar County reports that FEDI has actually saved the county money because it shifts high-needs youth away from frequent contact with the probation department and towards more sustainable solutions with community resources.

Four demonstration counties in Texas implemented FEDI without additional funding. Most youth in the program are Medicaid- and CHIP-eligible. FEDI diverts youth away from frequent contact with probation departments, saving counties money.

Mobile Crisis Outreach Teams (MCOTs)

Mental health departments in many Texas counties host Mobile Crisis Outreach Teams (MCOTs) to collaborate with police and juvenile probation departments when responding to mental health crises. MCOTs also connect youth to appropriate services, redirecting mentally ill youth away from involvement with law enforcement. The MCOT in Hays County is able to respond to mental health crises at the juvenile probation facility within 15 minutes. Hays County also credits the MCOT for increasing its available funding for mental health treatment and services, due to the team’s expertise in soliciting diverse grant funds.

Recommendations for County Stakeholders

1) Consider joining the Texas Front-End Diversion Initiative (FEDI).

As discussed on the previous page, counties have been able to implement FEDI without any additional funding. In fact, FEDI can save money by diverting high-needs youth away from frequent contact with the juvenile probation department and towards more sustainable solutions with community resources. Most FEDI youth are eligible for Medicaid or CHIP funding.

2) Collaborate with the Mobile Crisis Outreach Team (MCOT) in your county.

The MCOT in Hays County is able to respond to mental health crises at the county's secure juvenile facilities within 15 minutes. Combined with broader collaborations to redirect mentally ill kids away from law enforcement and toward mental health resources, this rapid crisis response has reduced pressure on the juvenile probation department. The Hays County MCOT has also been able to bring in increased funding to the county through its expertise in soliciting grant funds.

3) Review all parts of the juvenile justice system in your county to incorporate best practices for traumatized youth.

Trauma-informed juvenile facilities and probation programs support rehabilitation and safety – and avoid re-traumatizing youth – by implementing policies and procedures that understand the unique risks, needs, and triggers of traumatized youth. The National Center for Trauma-Informed Care and other organizations provide training to facilitate the implementation of trauma-informed care.¹¹ Bexar County's Seclusion and Restraint Reduction Initiative, funded by the Hogg Foundation for Mental Health, has successfully reduced injuries and restraints, an especially important issue for youth with mental illness or trauma. *(For more information on the Bexar County program, see page 15.)*

Getting Started: Key Questions for Community Leaders

- ▶ How can our county revise the policies and procedures in our juvenile department to create trauma-informed facilities and probation programs?
- ▶ Should our county join the Texas Front-End Diversion Initiative? How can we divert youth with serious mental illnesses away from secure facilities and connect them to community resources?
- ▶ How can we improve collaboration between our juvenile department and mental health agencies in our area?

Reducing Reliance on Pre-Adjudication Secure Detention

Screening Out Low-Risk Youth Supports Rehabilitation and Saves Tax Dollars

Because time spent in a secure facility does not reduce recidivism for the vast majority of youth,¹² Texas law disfavors the detention of juveniles. Section 53.02(a) of the Texas Family Code, for example, allows for pre-adjudication detention of referred juveniles only if one of six limited circumstances is met.¹³ A judge's detention order extends for just 10 days, at which time a new detention order may be made only after another hearing.¹⁴

Wasted Time and Money

283 Texas youth spent more than 100 days in a secure detention facility in 2011 for **non-felony offenses** before their case was adjudicated.

3,406 youth spent more than 30 days for **non-felony offenses**.

11,083 youth spent more than 10 days for **non-felony offenses**.

Similarly, the legislation that created the Texas Juvenile Justice Department in 2011 states that the first goal of the new department is to “support the development of a consistent county-based continuum of effective interventions, supports, and services for youth and families that reduce the need for out-of-home placement.”¹⁵

Despite these statutory provisions, over 16,700 youth spent more than 10 days in secure detention before adjudication in 2011; over 5,600 spent more than a month; and over 600 spent over 100 days.¹⁶ Among facilities in similar counties, the length of stay in pre-adjudication secure detention varies significantly,¹⁷ suggesting local policies and procedures, rather than specific youth risks or statutory requirements, are driving many detention decisions.¹⁸

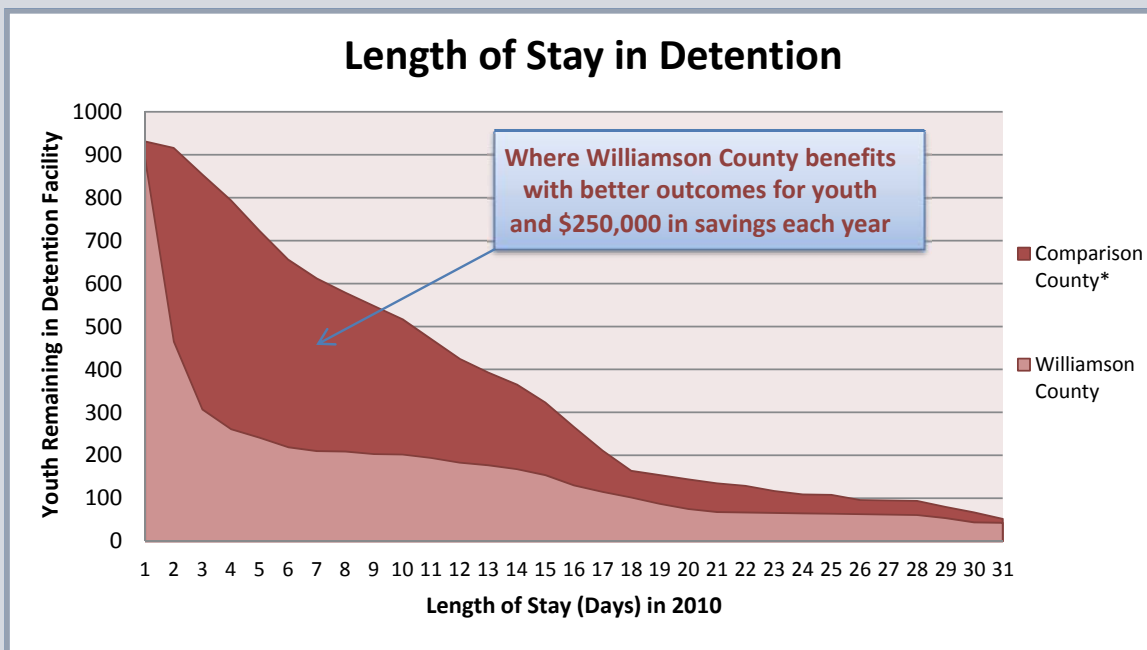
In addition to its negative impact on the behavior of detained youth, secure detention of low-risk youth wastes millions of dollars each year. In fact, reducing the average length of stay in pre-adjudication detention by just one day across the state would save millions in direct costs each year.¹⁹ In addition, reductions in length of stay would save further money by decreasing the resources required to maintain safety in crowded facilities.²⁰ Broader reductions in the use of secure detention – easily within reach – would save millions more.²¹

Williamson County's Detention Reductions A Quarter of a Million Dollars Saved Annually

On average, Williamson County's juvenile detention facility held only 23 youth each day in 2011 – an impressively low number when compared to the 30 youth, on average, held each day in another Texas county with the same size juvenile population and roughly equal rates of juvenile felony and misdemeanor offenses.²² Detaining seven fewer youths each day saves Williamson County taxpayers \$250,000 each year.²³

Williamson County maintains its low average daily population by efficiently lowering the length of stay in its juvenile detention facility through a range of strategies. The juvenile judge gives advance notice to defense attorneys (appointed from the county's indigent defense list), ensuring an attorney is present and prepared at the youth's first hearing. The county credits this practice with reducing the length of stay at no additional cost to the county, since the attorneys must inevitably be appointed. The juvenile judge also resets detention orders every five days, more often than the statutorily required 10 days, further improving efficiency in the detention facility.

The large impact of these policies is shown in the graph below. Although Williamson County and the comparison county both detained roughly the same number of youth, few youth in Williamson County remained in custody for more than one or two days. This short length of stay allows Williamson County to connect youth to community resources more quickly, and it shifts funding away from secure detention costs towards treatment and community supervision.



*"Comparison County" and Williamson County had roughly equal-sized juvenile populations in 2010; the two counties' juvenile felony and misdemeanor offense rates were also roughly identical.

The Juvenile Detention Alternatives Initiative in Harris and Dallas Counties

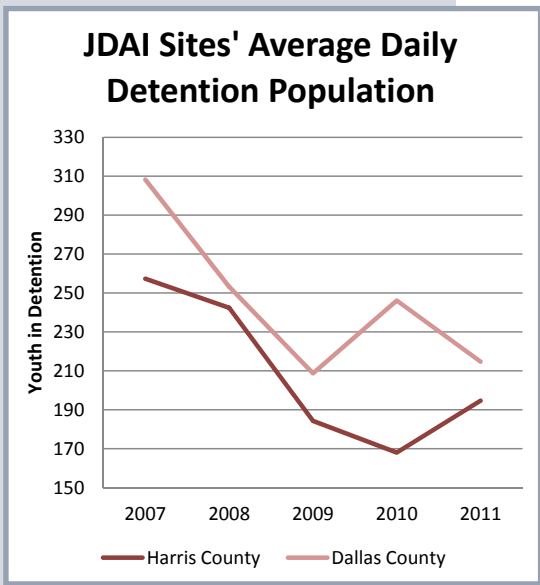
In 2007, when Texas began its shift away from remote state secure facilities for youth, Dallas and Harris counties faced the daunting challenge of developing local services and policies for the nearly 1,000 youth they sent to state facilities each year. Harris County Juvenile Probation summarized the pressures on the department: no consensus on the purpose of detention, no objective admission screening instrument, extremely limited community engagement, dockets full of low-risk cases, few community programs that could serve as alternatives to detention, and overcrowded facilities.

To build a more robust local juvenile justice system, Dallas and Harris counties sought the support of the Juvenile Detention Alternatives Initiative (JDAI), funded by the Annie E. Casey Foundation. JDAI fosters local collaboration among law enforcement, community leaders, families, and practitioners to implement best practices that reduce overreliance on secure confinement, improve public safety, reduce racial disparities, and save taxpayer dollars. Currently, there are approximately 100 JDAI sites in 24 states.

JDAI in Harris and Dallas counties has been an impressive success: Commitments to state secure facilities dropped in Harris County from 630 youth in 2006 to only 96 youth in 2011; in Dallas County, commitments dropped from 320 youth in 2006 to only 100 youth in 2011. At the same time, the average daily population in Harris County’s secure detention fell from 257 in 2007 to 194 in 2011; in Dallas, the daily detention population fell from 308 in 2007 to 215 in 2011.²⁴

Dallas and Harris counties achieved these successes through a wide range of strategies: implementation of a detention screening instrument (which saved millions of dollars, and 95 percent of diverted youth attended their court appearances in Houston); development of alternatives to detention (which saved millions, and 95 percent of youth in the programs did not commit another offense before adjudication in Dallas); development of alternatives to out-of-home placements for post-adjudication youth (which saved more than two million dollars, as out-of-home placements in Houston dropped from 4,593 in 2006 to 1,768 in 2011); and non-petition deferred prosecution for first-time nonviolent misdemeanants (which saved more than two-and-a-half million dollars and diverted 6,000 youth to community supervision programs since 2009 with a 90 percent success rate).²⁵

“It quickly became apparent that a lot of these kids didn’t need to be in the system, and if we provided a little support, more often than not they outgrew their need for assistance,” Harris County Chief Juvenile Probation Officer Tom Brooks told JDAI in 2012. “By reducing the number of youth in the system, concentrated efforts can be made to meet the needs of youth under formal supervision.”



Recommendations for County Stakeholders

- 1) Form a collaborative team of law enforcement, community leaders, families, and juvenile probation staff to build a consensus on the purpose of detention, implement an objective admission screening instrument, increase community engagement, divert low-risk cases, and develop community programs that can serve as alternatives to detention.

The Juvenile Detention Alternatives Initiative, funded by the Annie E. Casey Foundation, has saved Dallas and Harris counties millions of dollars by increasing collaboration among stakeholders. That collaboration has reduced state commitments by 85 percent in Harris County and local detention by 30 percent in Dallas County since 2006, while maintaining public safety.

- 2) Revise juvenile court processes to review detention decisions more efficiently.

Defense attorneys in Williamson County are provided advance notice by the juvenile court so that they are present and prepared at their clients' first hearings. At no additional cost to the county, this and other process improvements have reduced the average daily population in the county's secure detention facility, saving \$250,000 in direct housing costs each year. Williamson County also resets detention order hearings every five days, more often than the statutorily required 10 days.

- 3) Develop community-based programs that can serve as alternatives to detention or out-of-home post-adjudication placements.

As Harris County has developed more alternatives to secure placements, out-of-home post-adjudication placements have dropped more than 60 percent – 4,593 in 2006 to 1,768 in 2011 – and saved the county more than two million dollars. These alternatives improve outcomes for youth while keeping communities safe.

- 4) Collaborate with prosecutors to develop a non-petition deferred prosecution program for first-time misdemeanants.

Non-petition deferred prosecution programs divert first-time nonviolent misdemeanants to community supervision programs. When a youth successfully completes the program, he or she will not have a criminal conviction or record. In Harris County, youth who have committed Class A or B misdemeanor offenses are eligible for the program, unless the offense involves a weapon, violence against a person, intoxication, or the burglary of a motor vehicle. The program is a partnership between the Harris County District Attorney's Office and Harris County Juvenile Probation.

Getting Started: Key Questions for Community Leaders

- ▶ How much does our county currently rely on secure detention? What is the average daily population in our secure juvenile facilities? How long does the average kid stay in secure detention before adjudication? How much does it cost our county to house a youth for one day?
- ▶ How can we expand our community programs and reduce our reliance on secure facilities? What best practices identified in this section would benefit our community?

Community Alternatives to Secure Facilities

Community-Based Programs Reduce Recidivism and Keep Kids Safer

The very first goal of the Texas Juvenile Justice Department (TJJD), as set out in the legislation that created the agency in 2011, is to “support the development of a consistent county-based continuum of effective interventions, supports, and services for youth and families that reduce the need for out-of-home placement.”²⁶ That legislation instructs county juvenile probation departments to serve youth, families, and their communities by “prioritizing the use of community-based or family-based programs and services for youth over the placement or commitment of youth to a secure facility.”²⁷

Community-based programs are the highest priority for Texas’ juvenile justice system because growing evidence shows that, for most youth, the time spent in a secure facility impedes, rather than helps, rehabilitation.²⁸ Beyond the goals of TJJD, Texas law has long urged counties to prioritize community-based programs over secure facilities: The Texas Family Code, for example, allows for detention of referred juveniles only if one of six limited circumstances is met,²⁹ and a judge’s detention order for a youth extends for just 10 days, at which time the court must hold a new hearing before issuing any order for further detentio.³⁰

Proven community-based programs, by contrast, leverage community resources in community settings, which are more conducive than secure facilities to youth rehabilitation. As a result, these programs – such as Functional Family Therapy, Multi-Systemic Therapy, and mentoring programs – reduce recidivism, keep kids and staff safer, and cost less than secure facilities.³¹ *(For more information on these programs, see “Prevention and Early Intervention” on page 17.)*

In a recent survey, county juvenile probation chiefs in Texas ranked community-based programming as the second-highest need for increased funding in their departments.

Source: TCJC Survey of Probation Chiefs

Since 2007, Texas has provided state funding to county juvenile probation departments to support community-based programs as alternatives to secure custody.³² In Fiscal Year 2012, 153 of Texas’ 165 county probation departments accepted a total of \$19.8 million to implement programs that diverted over 3,000 kids from state secure custody that year.³³ Counties have used the state funds to implement a variety of best practices, large and small, including: Multi-Systemic Therapy (Harris and Nueces counties), home-based substance abuse treatment (Bexar County), mentoring programs (Goliad, Johnson, Somervell, and other counties), and Parenting with Love and Limits (Harris County).

The experience in those counties shows that state grants have been successful in protecting public safety through community-based programs – and at a lower cost than secure facilities. However, more state funding is urgently needed: A 2012 survey of county juvenile probation chiefs in Texas found community-based programming to be the second-highest need for increased funding.³⁴ Texas legislators should expand their investment in community programs, shifting money away from secure facilities as necessary to fully fund successful community programs.

Tom Green's Family Focus

In 2007, Texas began providing grant funds to counties to deliver community-based services to youth who otherwise would have been sent to state secure facilities. The Tom Green County Juvenile Probation Department (which also serves Coke, Concho, Irion, Runnels, Schleicher, and Sterling counties) seized the opportunity to invest in family services, leveraging local resources to address one of the main causes of juvenile delinquency.

In 2011, **400** kids were sent to the Tom Green department. Only **1** kid ended up at a state secure facility. On average, **9.5** kids were detained in the county's secure facility each day. Those kids stayed an average of **8.2** days.

Data provided by TJJD

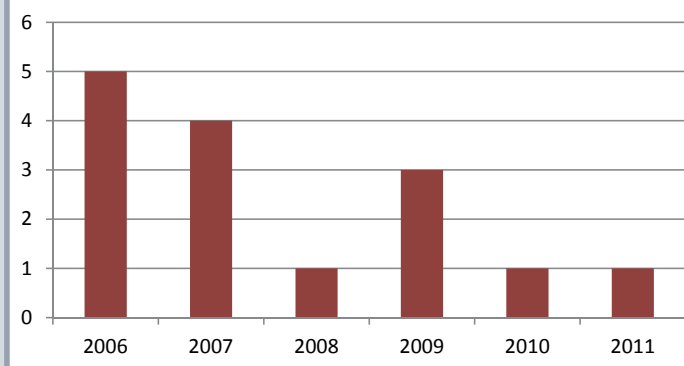
Twenty-five percent of youth referred to the Tom Green department do not live with either parent; over 10 percent have involvement from Child Protective Services; nearly half have a parent with an arrest record; over 15 percent have a sibling with an arrest record; almost 10 percent have a parent currently on probation; and a handful are already parents themselves.³⁵

The family services in Tom Green County allow the juvenile probation department to address these challenges while keeping kids out of secure facilities and in their homes and communities, where research shows that rehabilitation programs have the greatest chance for success. An annual \$73,000 grant from the state allows Tom Green County to offer a trio of programs: The Parent Project, Family Preservation, and Parent Mentoring. The programs – which serve approximately 50 high-risk families each year – coach parents on skills for raising difficult children, provide in-home family counseling, connect both parents and children with mentors, and work with the youth in small groups to address issues of truancy or drugs.

The family services, together with the probation department's Youth Advocate Program and other community-based services, have reduced recidivism and kept kids out of secure facilities. Only one youth has ever had to repeat the teen group classes during the five years of the Parent Project, and commitments from the county to state secure facilities have fallen to one per year.

However, county leaders stress the need for greater coordination and communication between government agencies to fully realize the potential of community-based programming for at-risk youth. The Concho Valley Family Alliance, made possible by a grant from Child Protective Services, has been instrumental in coordinating programs in Tom Green County. County leaders say funding for expanded coordination between all entities that serve youth should be a high priority.

Tom Green County Commitments to State Secure Facilities



Recommendations for County Stakeholders

- 1) Make sure your policy-makers know the importance of community programs in keeping kids, families, and communities safe.

For almost all at-risk youth, community programs are more effective than secure facilities in reducing juvenile delinquency. However, a 2012 survey showed that county juvenile probation chiefs continue to rank community-based programming as the second-highest need for increased funding in their departments. Community leaders can help bridge this funding gap by educating policy-makers and TJJD leadership about the success of existing community-based programs.

- 2) Maximize the impact of existing funding by implementing evidence-based community programs.

Not all community programs are created equal. Ineffective programs will cost juvenile probation departments more than they benefit at-risk youth. Community leaders can get the most bang for their limited bucks by implementing evidence-based and research-based programs. *(For more information on these programs, see "Prevention and Early Intervention" on page 17.)*

- 3) Coordinate existing resources from all local organizations and government agencies that serve at-risk youth and their families.

Senate Bill 298 in 1987 directed Texas agencies to coordinate services for youth with complex needs by implementing community-based coordinating committees. These Community Resource Coordination Groups (CRCGs), which include representatives from affected families, juvenile justice agencies, health agencies, and service providers, are available in all Texas counties. You can find a CRCG in your area by calling (512) 206-5133.

To implement successful community-based programs for youth involved in the juvenile justice system, your community will likely need additional coordination beyond your CRCG. State grants are sometimes available to fund additional coordination efforts. For example, Tom Green County's Concho Valley Family Alliance is supported by a grant from Child Protective Services.

Getting Started: Key Questions for Community Leaders

- ▶ What community programs for youth in our county are currently supported by state funding? How are we evaluating the effectiveness of those programs? What information can we provide our legislators regarding the effect of those programs on public safety and cost savings?
- ▶ How can we improve collaboration between our juvenile department and other local programs that serve at-risk youth and their families?

Family Involvement in a Youth's Rehabilitation

Participation Improves Treatment Effectiveness

Integrating family into a youth's rehabilitation can be difficult – especially when a youth's family serves as a contributing factor to his or her delinquent behavior. Antisocial parents or guardians, poor parent-child relationships, broken homes, separation from parents, and harsh, lax, or inconsistent discipline have each been identified as risk factors of delinquency.³⁶

Despite these challenges, counties that incorporate family involvement and family programming into their juvenile probation services realize many benefits, including an increase in a youth's ability to maintain a positive self-image, improved communication between youth and their families, and lowered rates of recidivism for youth and their siblings.³⁷

Unfortunately, not every Texas juvenile probation department provides family programming.³⁸ Additionally, a survey of Texas juvenile probation departments revealed that the visitation policies in many counties only allow for the minimum required visitation opportunities.³⁹ Counties can boost family involvement by: (1) helping families more successfully navigate the juvenile justice system; (2) encouraging family participation in juvenile treatment plans; and (3) increasing participation in community- or facility-based family programming and services.

Strengthening Family Involvement with Proven Programs

For family programming to work, a county must address local barriers to family involvement. Counties can successfully improve family involvement by: (1) increasing communication between families and practitioners, which helps families navigate the system; (2) training practitioners to interact effectively with families of troubled youth; (3) integrating parent advocates throughout the process to address questions or concerns related to the juvenile system; (4) encouraging family-friendly sentencing options, such as community-based alternatives; and (5) facilitating parent participation in youths' treatment plans and available programming.⁴⁰

After a county has implemented these strategies to increase family participation, a department should prioritize the implementation of evidence-based family programming, such as:

- **Family Functional Therapy (FFT):**⁴¹ FFT addresses the risk and protective factors that impact youth and their families. Counselors work with the youth and family to move through five stages: (phase 1) creating a positive mindset towards change; (phase 2) creating a positive motivational context; (phase 3) understanding relational processes and interpersonal functions; (phase 4) improving behavior; and (phase 5) generalizing attained skills to family functioning.
- **Multi-Systemic Therapy (MST):**⁴² MST, an intensive family- and community-based program, focuses on a wide range of issues, including home life, family, school, and peers. MST's positive impact is largely a result of its unique counseling method, in which counselors interact with youth in their community as opposed to in an office setting.

- **Parenting with Love and Limits (PLL):**⁴³ PLL combines group and family therapy to treat youth who have severe emotional and behavioral problems. This helps families reclaim a loving relationship with their troubled youth in a manner that will allow the child to internalize the potential impacts of his or her actions, while simultaneously instilling necessary life skills.

Fort Bend County's Parent Project & Support Groups

In 2008, the Fort Bend County Juvenile Probation Department implemented the Parent Project, a 10-week program that provides parents with prevention and intervention strategies to address their youth's most destructive behaviors. Through activity-based instruction, support groups, and self-study, parents learn the skills necessary to effectively interact with their children upon their release from the county's secure residential facility.

The Parent Project

Prevention and Intervention Focus Areas:

- Arguing and Family Conflict
- Poor School Performance
- Truancy and Dropouts
- Media Influences
- Early Teen Sexuality
- Teen Drug Use
- Youth Gangs
- Teen Violence and Bullying
- Runaways

"Parent Project really works! I am really glad that I had to take this class. At first I was not pleased to attend because no one wants to admit that they need to be a better parent. Parent Project allowed me to see the potential I have and my son has. We can now communicate – something I thought we could never accomplish."

- Fort Bend Parent Project Participant

After completing the program, parents are given the opportunity to practice the skills they have learned: During a second 10-week phase, the department's psychology unit integrates a series of family support sessions. The curriculum for this phase was created in-house and continues to emphasize the skills taught to parents, addressing any parental or youth behaviors that continue to be counterproductive to change.

The department has a standing agreement with the court to require parent or guardian participation in the program when a youth is placed in the county's post-adjudication facility. The department also provides family therapy for youth not placed in the post-adjudication facility, now reaching hundreds of families each year.⁴⁴

Even with the support of the court, the department faces general barriers to family involvement. To address these issues, the department's therapists adapt their schedules to accommodate parents' schedules, and the department provides funds to help parents in need cover travel expenses and bare necessities.

Since its implementation in 2008, Fort Bend County's Parent Project has trained 319 parents. The department's recidivism study of the program found that 79 percent of the youth of the trained parents avoided subsequent referrals.

Recommendations for County Stakeholders

- 1) Review and amend the policies for secure detention facilities or post-adjudication facilities in your county to maximize family involvement in treatment.

The current state visitation standard for youth housed within detention or post-adjudication facilities requires that youth be allowed a visit by a parent, legal guardian, or custodian at least once every seven calendar days for at least 30 minutes or the equivalent over multiple visits.⁴⁵ However, best practices for youth held in secure facilities call for extended visitation opportunities to ensure greater family involvement.⁴⁶ A survey of Texas juvenile probation departments showed a wide range of visitation policies, and, unfortunately, many counties allow only for the minimum required visitation opportunities.⁴⁷ To ensure families have sufficient time to visit and support their child's treatment, counties should revise visitation and other family access policies to implement best practices.

“Without family support, it’s harder to succeed and be motivated to do better.”

- Youth Committed to the Texas Juvenile Justice Department

- 2) Implement effective family-oriented programming, and increase family participation in programming.

Family dysfunction is one of the seven major risk factors associated with juvenile delinquency.⁴⁸ Unfortunately, not every Texas juvenile probation department provides family programming.⁴⁹ To improve outcomes for referred youth, juvenile services within your community should prioritize family involvement and incorporate effective family-oriented programming into juvenile probation services.

- 3) Collaborate with families, juvenile probation staff, and other stakeholders to identify challenges to family involvement and implement programs and policies to address those challenges.

Integrating family into a youth's rehabilitation is often difficult. Collaboration among all stakeholders can help identify new solutions to long-standing family-involvement challenges. The strategies discussed on page 11 can help families better navigate the juvenile justice system, be more involved in youth treatment plans, and participate in family programs.

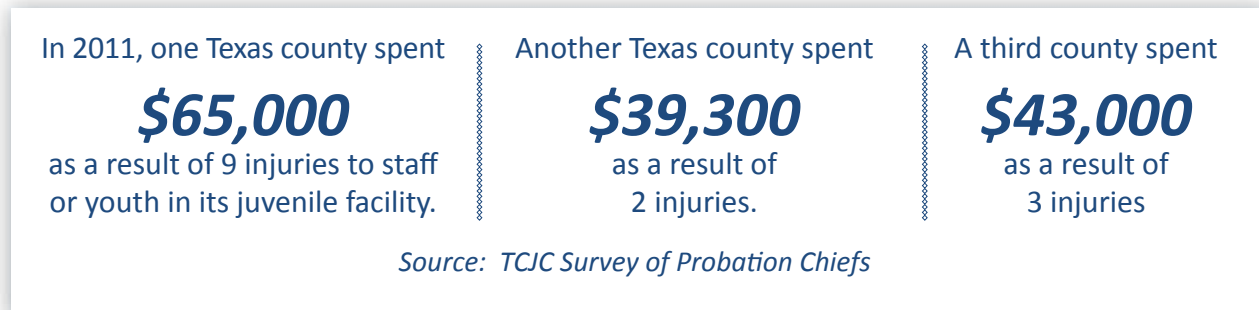
Getting Started: Key Questions for Community Leaders

- ▶ What is our county's visitation policy for youth in secure facilities? How can we increase opportunities for family visitation? How can we improve communication with families to help them better navigate the juvenile justice system? How do the policies in our juvenile department facilitate each family's involvement in their child's case plan?
- ▶ What programs for families of at-risk youth are available in our county? Which proven programs, such as those describe on page 11, would benefit our community?

Seclusions and Restraints

Best Practices Protect Staff and Youth, Improve Public Safety, and Save Counties Money

The use of seclusions (sometimes referred to as solitary confinements) and restraints (sometimes referred to as use of force) pose serious challenges for secure juvenile facilities. While short “time outs” can be effective in certain circumstances, and while restraints are sometimes required to prevent injuries to youth or staff, use of day-long seclusions and overreliance on restraints are counterproductive,⁵⁰ increasing safety risks for both youth and staff, harming youth rehabilitation, and raising costs from staff turnover and injury.



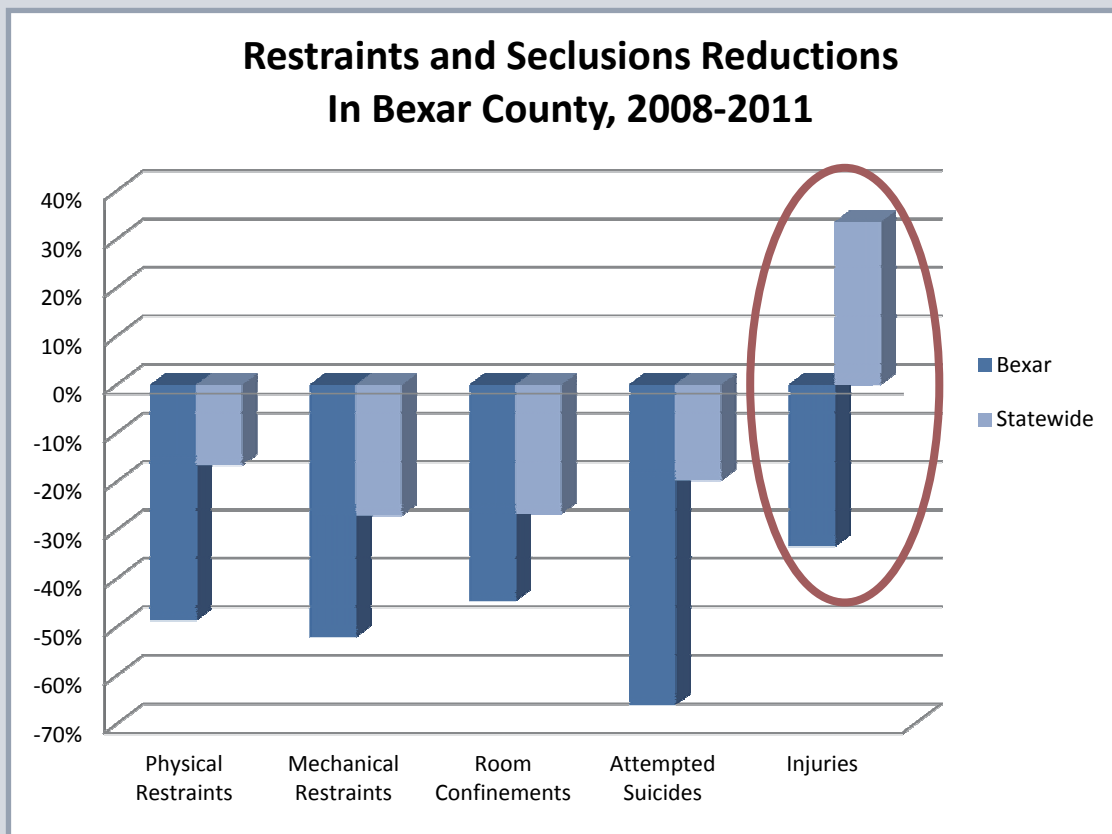
Use of seclusions and restraints is especially problematic for traumatized youth and youth with mental health issues,⁵¹ and in Texas, the majority of youth referred to the juvenile justice system have previously experienced a significant traumatic event.⁵² A third of youth under the supervision of county probation departments in Texas have a confirmed mental illness, and less than one quarter of those youth receive mental health treatment.⁵³ (For more information on these issues, see “Treating Mental Health and Trauma” on page 1.)

Although state standards provide some limits and guidance on the use of seclusions and restraints in county juvenile facilities, county reports suggest these standards are not sufficient. In county juvenile facilities, Texas youth experienced 5,333 physical restraints and 37,071 seclusions in 2011.⁵⁴ The data collected by the state does not distinguish between short- and long-term seclusions; however, data provided by counties to the Texas Criminal Justice Coalition (TCJC) show that each year, thousands of seclusions last longer than 24 hours. Furthermore, wide variation in policy and procedure among counties has led to widely different use of seclusions and restraints.* A TCJC survey of youth in a state secure facility suggests similar issues exist there.⁵⁵

* This is based on a TCJC review of seclusion and restraint policies provided by 13 counties. County lists of “major rule violations” that are grounds for 24-hour seclusion vary significantly; items range from “violation of school expectation” to “disrespectful behavior towards staff” to “assault.” (In adult Texas prisons, the “disrespectful attitude” discipline violation category was struck down by the *Ruiz* court. *503 F. Supp. 1265 (S.D. Tex. 1980)*) Some counties provide several levels of rule violations, with accompanying ranges of seclusion time; other counties use only a major level and a minor level of rule violation. Some counties allow youth to earn release from seclusion through good behavior; other counties use an automatic 24-hour period; some counties combine seclusion with therapeutic assignments.

Bexar County's Seclusion and Restraint Reduction Initiative

Statewide, injuries in county juvenile facilities have increased by over a third since 2008. But injuries in Bexar County's juvenile facilities have fallen by a third during that time, and the county's reductions in restraints, seclusions, and attempted suicides have similarly outperformed statewide averages.



Bexar County attributes its success to the implementation of its Seclusion and Restraint Reduction Initiative. That initiative, supported by the Hogg Foundation, allowed Bexar County facility administrators to focus on staff training and debriefing to ensure that all staff were fully equipped with de-escalation skills, as well as techniques for building positive youth relationships. At the same time, Bexar County implemented new strategies to ensure that its facility leadership supported organizational change, that its practice was informed by data, and that the youths' families were involved. Together, these strategies allowed Bexar County to gain significant advantages from the initiative, including fewer workplace injuries, less staff turnover, and improved youth relationships.

"The Seclusion and Restraint Reduction Initiative has been our guide in changing the culture in our facilities. Needless to say, it is always an on-going effort. The cost for any facility to implement the Seclusion and Restraint Reduction Initiative will be upfront costs to get key trainers trained. As we told our staff, the changes won't be overnight and won't be without resistance."

- Mike Martinez, Bexar County Deputy Chief Probation Officer

Recommendations for County Stakeholders

- 1) Review the number of injuries, restraints, and seclusions in your county's juvenile facilities.

You can find these numbers in Appendix B of this report, which includes individual county data sheets. The Council of Juvenile Correctional Administrators' Performance-based Standards (PbS) initiative supports advancements in juvenile facilities.⁵⁶ Although participation in the initiative is not free, it is significantly less expensive than injuries to youth or staff. PbS provides participants the ability to: measure and track key indicators of facility performance; compare with similar participating facilities across the country; define measurable goals and develop strategies to achieve them; access resources and assistance to make improvements; and improve accountability and data collection to help gain public support.

- 2) Review your county's seclusion and restraint policies; as necessary, revise them to better respond to traumatized youth and youth with mental health issues.

Youth with mental health issues or past trauma are especially vulnerable to negative reactions when exposed to seclusion and restraints.⁵⁷ If improperly used, seclusions and restraints can exacerbate mental health issues and trauma, endangering these youths' safety and rehabilitation and the safety of staff. Seclusions and restraints should be used for the least amount of time possible for the immediate physical protection of an individual, and only in those situations where less restrictive interventions have proven ineffective. Seclusions and restraints should not be used for discipline.⁵⁸

- 3) Implement a seclusion and restraint reduction initiative in your county juvenile facilities.

Bexar County's Seclusion and Restraint Reduction Initiative, funded by the Hogg Foundation, has successfully reduced injuries, restraints, and staff turnover in its juvenile facilities. The Hogg Foundation can connect your county with training and technical assistance resources.⁵⁹ This training and technical support is far less expensive than staff or youth injuries, and costs can be further reduced if several neighboring counties implement initiatives at the same time and pool resources.

- 4) If your county contracts with other facilities for secure placements, require those placement contracts to include seclusion and restraint best practices.

An investigation into the death of a child at the Granbury juvenile facility in 2011 found that the contract facility kept youth in seclusion for long periods of time, at times allowing youth out of their cells for just one hour each day.⁶⁰ Nationally, half of youth suicides in secure facilities occur during disciplinary seclusion.⁶¹ In addition to regular monitoring visits, counties should protect youth in contract placements by requiring seclusion and restraint best practices in all placement contracts.

Getting Started: Key Questions for Community Leaders

- ▶ How many injuries, restraints, and seclusions occur in our juvenile facilities? How do our policies take into consideration a youth's past trauma or mental illness? How does our county define minor and major rule violations in our secure facilities? What best practices identified in this section would reduce injuries, restraints, and seclusions in our facilities?
- ▶ Does our county require seclusion and restraint best practices in our placement contracts?

Prevention and Early Intervention

Proactive Approaches to Decreasing Delinquency Will Improve Youth, Family, and County Outcomes

An effective juvenile justice system places its highest priority on prevention. Reaching at-risk youth before they enter the system improves public safety, saves money, and puts kids back on the path to reaching their full potential. In fact, the most effective prevention programs reduce recidivism among youth by an average of 20 percentage points.⁶² For every dollar the state invests in proven prevention programs, it can expect to see two to 10 dollars in future savings.⁶³ Addressing risk factors associated with delinquency prior to a youth's interaction with the juvenile justice system can reduce trauma, help youth internalize selflessness, and lower the chance that a youth will commit crimes as an adult.⁶⁴

Implementing Best Practices

Family Functional Therapy, Multi-Systemic Therapy, and Life Skills Training are being implemented successfully in Texas, and each has earned the "Model Program" designation from Blueprints for Violence Prevention. To meet this high standard, a program must have evidence of effect with a strong research design; that effect must be sustained for at least one year following treatment; the effect must be replicable in other program sites; and the program's benefits must outweigh its costs.⁶⁵ (For more information on these programs, see "Strengthening Family Involvement with Proven Programs" on page 11.)

Other leading Texas programs (funded by the Texas Juvenile Justice Department's new prevention and intervention grants⁶⁶) include:

- **Curriculum-Based Support Group (CBSG):**⁶⁷ Burnet County's CBSG – a research-based curriculum utilizing support-group interventions to help at-risk youth address substance abuse and other delinquency factors – serves fourth and fifth graders. CBSG received the high score of 3.7 out of 4 on the Substance Abuse and Mental Health Services Administration's research quality rating.
- **Parenting with Love and Limits (PLL):**⁶⁸ Harris County applied the new state prevention grant to expand its PLL program. PLL combines group and family therapy to treat youth who have severe emotional and behavioral problems. This helps families reclaim a loving relationship with their troubled youth in a manner that will allow the child to internalize the potential impacts of his or her actions, while simultaneously instilling necessary life skills.

In addition to the benefits to youth and families, proven programs create substantial savings:

Summary of Benefits and Costs for Proven Prevention Programs ⁶³				
Program	Per-Youth Benefits	Per-Youth Costs	Benefits Per Dollar of Cost	Benefits Minus Costs
Family Functional Therapy	\$28,356	\$2,140	\$13.25	\$26,216
Multi-Systemic Therapy	\$14,996	\$5,681	\$2.64	\$9,316
Life Skills Training	\$746	\$29	\$25.61	\$717
Big Brothers and Big Sisters	\$4,058	\$4,010	\$1.01	\$48

Ellis County Juvenile Probation’s SMART Moves Partnership with the Boys & Girls Club

In March 2011, the Ellis County Juvenile Probation Department was granted \$150,000⁷⁰ to provide prevention services to at-risk youth in the community. In an effort to address the county’s second-largest contributor to delinquency – substance abuse⁷¹ – probation services opted to fund SMART (*Skills Mastery and Resistance Training*) Moves, a multi-systemic mentoring program provided by the Boys and Girls Club of America.²

SMART Moves has been evaluated and is identified as an effective prevention program by the U.S. Office of Juvenile Justice Delinquency and Prevention.⁷³ Through the utilization of SMART Leaders and the *Stay SMART* curriculum, youth learn a broad range of social and personal competence skills to help them identify and resist peer and other social pressures that can lead to smoking, drinking, and sexual activity. SMART Leaders reinforce the skills and knowledge obtained through *Stay SMART* courses via mentorships, one-on-one tutorials, and group counseling sessions.

The risk and protective factors that SMART Moves addresses fit perfectly with the problems facing at-risk youth in Ellis County. Program Director Janis Burdette is confident that the “natural partnership” that has evolved between probation services and the Boys and Girls Club will address the county’s gang and substance abuse referrals on the front end.

Furthermore, the breadth of information tracked by the Boys and Girls Club – including grades, attendance, youth served, and risk factors – ensures that the effectiveness of SMART Moves can be validated within Ellis County, and it provides the probation department with a critical tool to serve at-risk youth in the community. This evidence-based strategy for preventing juvenile delinquency is a model for counties with similar populations.

Stay SMART Program Modules

- Gateway Drugs
- Decision Making
- Advertising
- Self-Image and Self-Improvement
- Coping with Change
- Coping with Stress
- Communication Skills
- Social Skills (meeting people)
- Social Skills (boy meets girl)
- Relationships
- Life Planning Skills

Factors Addressed by SMART Moves Programming

Individual Risk Factors	Peer Risk Factors	Individual Protective Factors	Peer Protective Factors
Antisocial behavior	Association with delinquent peers	Healthy standards	Involvement with positive peer group activities
Early sexual involvement		Perception of social support	
Favorable attitudes towards drugs		Social competencies and problem solving	

Recommendations for County Stakeholders

1) Establish strong evidence and research criteria for county prevention programs.

The Texas Juvenile Justice Department is responsible for ensuring the effectiveness of programming by funding only “evidence-based or research-based programs.”⁷⁴ County practitioners should collaborate with experts to set strong evidence and research criteria for prevention programs in the county. Only with rigorous criteria can practitioners ensure their resources are invested in proven programs that protect at-risk youth, while producing long-term cost savings for the county. Where possible, counties should invest only in those programs proven to be the most successful in outcomes, efficiency, and productivity.

2) Establish a grant advisory panel for prevention program selection.

Practitioners and other county stakeholders should formally establish a local grant advisory panel to review potential prevention programs; it should include within its membership an academic, a practitioner, an advocate, a community leader, and a family representative. The advisory panel can support grant applications, which will bring additional funding to the county and ensure the most effective programs are implemented.

Getting Started: Key Questions for Community Leaders

- ▶ What prevention and early intervention programs for youth in our county are currently supported by state funding? How are we evaluating the effectiveness of those programs? What information can we provide our legislators regarding the effect of those programs on public safety and cost savings?
- ▶ How can we improve collaboration between our juvenile department and other local programs that provide prevention services for at-risk youth and their families?

Assessing At-Risk Youth

Validated Instruments Improve Treatment and Supervision

Because of the many factors contributing to delinquent behavior – including substance abuse, mental illness, and delinquent peers – it can be a challenge to address the specific needs of youth referred to the juvenile justice system. Fortunately, researchers have developed validated tools to accurately assess a youth’s risks and needs.

Assessing a Youth’s Risk and Needs

Implementation of a risk and needs assessment tool – which identifies the contributors to criminal behavior that are present in a youth’s life – is a key element of evidence-based juvenile justice practices.⁷⁵ Guided by the Risk Needs and Responsivity Model, researchers have created risk and needs assessment tools to pinpoint: (1) the level of necessary supervision to reduce rates of re-offending among youth (a youth’s risk); and (2) the criminogenic factors that contribute to a youth’s delinquent behavior (a youth’s needs).

To best ensure that youths’ risks and needs are correctly identified and addressed, they should be assessed with a validated tool, and results should be incorporated into a youth’s case plan. For instance, youth who have been identified as low risk for re-offending should be diverted from detention or incarceration and should be served instead in the community. Examples of the treatment that should be provided after a youth’s criminogenic needs have been identified are outlined in the table below.

Treatment for Criminogenic Needs Identified in Youth ⁷⁶	
Anti-Social Personality	Enhance problem-solving, self-management, anger-management, and coping skills
Delinquent Peers	Enhance pro-social association skills
Problems in School	Enhance performance, rewards, and satisfaction
Dysfunctional Family	Reduce conflict; build positive relationships and communication
Leisure/Recreation	Enhance involvement and satisfaction in pro-social activities

Researchers continue to improve the risk and needs assessment tools available to juvenile justice departments. The latest generation includes assessment tools that are empirically based and follow a youth through his or her case closure.⁷⁷ Additionally, specialized assessment tools have been developed to identify particular needs, including substance abuse or sexual offender treatment.

For best outcomes, departments should employ an empirically based assessment tool that has been validated and measures both static factors (which are unchangeable, such as type of offense committed or age at first offense) and dynamic factors (which are susceptible to change, such as anti-social attitudes or association with delinquent peers). While assessments consisting solely of static factors have been proven to be sufficient for establishing a youth’s risk, the inclusion of dynamic factors allows a practitioner to determine whether treatment and programming are actually working to address criminogenic influences.⁷⁸ To best determine treatment effectiveness, youth should be re-assessed on a regular basis (for example, every 60 or 90 days).

Tarrant County's PACT with Youth

In 2008, after conducting in-depth research studies on the use and effectiveness of risk and needs assessments, the Tarrant County Juvenile Probation Department implemented the Positive Achievement Change Tool (PACT). The PACT assessment is a 126-item semi-structured interview that identifies a youth's needs and risk of re-offending. The assessment takes approximately 45 minutes to complete and includes both static and dynamic factors to identify a youth's risk level and needs from both criminal history and social history.⁷⁹

Through careful planning, the department has successfully implemented and sustained the PACT. Staff and system stakeholders received training from both experts and experienced staff for a year before implementation. On-site liaisons are available to answer questions pertaining to the use and purpose of the assessment tool, sustaining its implementation. The planning and implementation of the PACT have been fully collaborative efforts, with buy-in from staff at every level.

Tarrant County staff has identified several advantages and challenges from the implementation of the PACT. Advantages include: auto-generated case management plans; a focus on specific factors that are relevant to the case, not merely the offense; room for professional discretion; and treatment that can be tailored to different individuals, accounting for family dynamics. Challenges include: getting 100 percent buy-in from all county stakeholders; and emphasizing the use of Motivational Interviewing.

Tarrant County continues to study its implementation of the PACT as the department develops a full evidence-based infrastructure. A recent validation study conducted by the department's research team indicated the PACT is moderately predictive of recidivism for Tarrant County's juvenile population. The study identified a youth's social history (assessed through dynamic factors) to be the highest indicator of recidivism – which shows how assessing and treating those factors susceptible to change can lower a youth's risk of recidivism.

Bexar, Montgomery, Nueces, and Wharton county departments have also successfully implemented the PACT.

Assessments at the Brazos County Juvenile Probation Department

Since 2006, the Brazos County Juvenile Probation Department has used the Youth Level of Service/Case Management Inventory (YLS/CMI) to assess youths' needs and levels of risk to re-offend.

Created to identify a "youth's major needs, strengths, barriers, and incentives," the YLS/CMI "selects the most appropriate goals...and produces an effective case management plan." This tool assesses youth on eight separate scales, both static and dynamic, and takes 30 to 40 minutes to complete.

In a recent study conducted by the department's research division, the tool was found to be highly predictive.

Source: Brazos County Juvenile Services Department

Recommendations for County Stakeholders

Implement a validated risk and needs assessment tool.

In a recent survey of Texas' juvenile probation chiefs, 42 percent expressed interest in implementing additional assessment tools at their department.⁸⁰ To most accurately and effectively assess youths' risks and needs, juvenile probation departments should implement a tool that has been validated on a population similar to the population they serve.

Educate all stakeholders on the purpose of the assessment tool.

Stakeholder buy-in is vital to the full and successful implementation of a risk and needs assessment tool. Educating all stakeholders on the purpose and proper use of the assessment tool increases buy-in by demonstrating the tool's positive effect on youth treatment plans, youth success in the community, and department efficiencies.

Develop a plan for proper implementation of the assessment tool.

After selecting a tool that has been validated for use with a similar juvenile population, a juvenile probation department should develop an implementation plan that will provide sufficient education and training to staff. New assessment tools often require changes in a department's approach to supervision and treatment. A strong implementation plan ensures that the new assessment tool is used correctly and that case management processes are modified appropriately.

Getting Started: Key Questions for Community Leaders

- ▶ What risk and needs assessment instrument does our county use? Was that instrument validated for juvenile populations similar to ours?
- ▶ How is the risk and needs assessment integrated into youths' case plans, including supervision and treatment decisions?
- ▶ What training do staff receive on the purpose and use of the assessment instrument? What information do other stakeholders receive about the instrument?

Keeping Youth Out of the Adult Criminal Justice System

Texas Must Avoid the Unintended Consequences of Certifying Youth as Adults

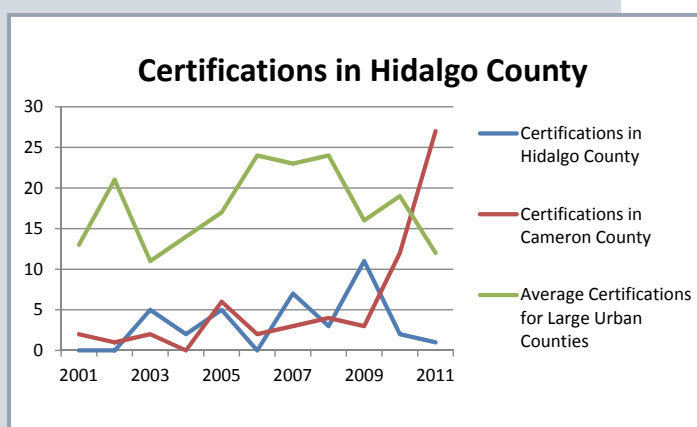
Transferring a juvenile to stand trial as an adult in criminal court – a process known as “certification” – has been a judicial option in Texas since 1973.⁸¹ Judges may transfer a juvenile case to the adult criminal court if either (1) the child is at least 14 years old and has committed a capital felony, aggravated controlled substance felony, or felony of the first degree; or (2) the child is at least 15 years old and has committed any felony, including state jail felonies.⁸² Instead of certifying a youth, a juvenile judge may instead retain jurisdiction and order the youth to supervision or secure custody in the juvenile justice system, sometimes under a “determinate sentence,” in which a youth is placed in a state juvenile facility for the first part of his or her sentence and then, after an additional court hearing, may be transferred to adult parole or prison.

Although Texas has increasingly prioritized rehabilitation over the use of punishment for troubled youth, certification is still being utilized, and it often creates dangerous unintended consequences that hinder youth rehabilitation. Adult prisons are a dangerous place for youth, where they face an increased risk of sexual victimization⁸³ and the development of negative social behaviors, including impulsiveness (which can lead to theft and an increased likelihood of violent recidivism⁸⁴) and impaired logical judgment (which can lead to more rule breaking).⁸⁵ Adult prisons in Texas do not have the expertise to meet the specialized needs of youth who have been certified: Inadequate staffing qualifications, limited programming, insufficient oversight, and the use of solitary confinement as punishment work against the rehabilitative model of treatment proven to be most effective for troubled youth.⁸⁶

Yet certifications in Texas have increased from 141 youths certified in 2001 to 173 youths in 2011.⁸⁷ Although certifications are intended for extreme cases, certified youth do not differ significantly from youth with a determinate sentence.⁸⁸ Many certified youth have had no prior violent criminal history; many are certified on their first offense; and nine in ten have not been given the opportunity to benefit from the full continuum of services offered by the juvenile justice system.⁸⁹

Hidalgo County's Low Certification Rate

Over the past decade, Hidalgo County has certified relatively few youth.⁹⁰ Impressively, in 2010, 794 youths – 37 percent of the county's juvenile referrals – qualified for certification in Hidalgo, but only two of those cases were certified to an adult court.⁹¹ However, the Hidalgo County District Attorney has recently been vocal about increasing the rate of certifications,⁹² just as neighboring Cameron County has begun to do. Given the negative impact of adult system involvement on adolescents, local stakeholders must be wary of any push to increase certification numbers.



Recommendations for County Stakeholders

1) Educate all stakeholders about the conditions of confinement for youth in adult prisons.

Educating local decision-makers and practitioners about the unintended consequences of placing youth in adult facilities ensures that certification decisions are fully informed. Adult prisons are a dangerous place for youth, leading to an increased risk of sexual victimization,⁹³ an increased likelihood of violent recidivism,⁹⁴ and the development of negative social behaviors.⁹⁵ Furthermore, adult prisons in Texas do not have the expertise to meet the specialized needs of youth who have been certified: Inadequate staffing qualifications, limited programming, insufficient oversight, and the use of solitary confinement as punishment work against the rehabilitative model of treatment proven to be most effective for troubled youth.⁹⁶

2) Exhaust all alternatives before considering certification.

For youth who were certified between 2005 and 2009, nearly 90 percent had never been committed to a juvenile state secure facility before their transfer to an adult criminal court.⁹⁷ This suggests that counties choosing certification are not taking advantage of all effective alternatives. The juvenile justice system can successfully rehabilitate youth – even those with very serious offenses – while certification often leads a youth to a life of antisocial behavior. Every alternative to certification, including the potential use of determinate sentencing where appropriate, should be used before considering certification.

“I view the adult system as a punitive system and the juvenile system as a rehabilitative system... Certification is always a last option.”

- Hidalgo County Judge Mario Ramirez

3) Educate all stakeholders on the developmental process of the teenage brain.

Decisions to certify a youth often ignore research on the physiological differences between adults and adolescents, including the developmental stages of the teenage brain. Specifically, research on the developing adolescent brain shows that the brain is reorganizing between the ages 14 and 25, a period of critical brain growth, and that adolescents have not developed a full ability to regulate their emotions, creating a disconnect between what they think and how they feel.⁹⁸

Educating local decision-makers and practitioners about the differences between adolescent and adult brains ensures that certification decisions are fully informed. Additionally, educating them about the effect of a traumatic adult prison environment on the development of an adolescent brain can clarify some of the unintended consequences of certification.

Getting Started: Key Questions for Community Leaders

- ▶ How many youth are certified in our county each year? Are the certified youth disproportionately minorities? What rehabilitation programs do our certified youth receive in the adult criminal justice system?
- ▶ Does our county have a diversion plan for youth who qualify for certification? Did our county exhaust all other options before certifying the youth we sent to the adult system?

Transitions Home After Placement

Early Aftercare Planning Protects Hard-Won Progress

Release from placement is a vulnerable time for youth, when they suddenly find themselves facing the same education, family, and peer challenges that contributed to their original offense. Because youth in placements become anxious about returning home long before release,⁹⁹ policies that initiate aftercare planning as soon as a youth enters placement improve outcomes not only after release, but also while the youth is in placement. Effective aftercare services can reduce the amount of time that youth must spend in confinement for rehabilitation, which promises overall cost savings for juvenile probation departments.

Guided by best practices research showing that effective aftercare programs should begin well before a youth leaves confinement and should include family and community resources, Williamson County Juvenile Services implemented a new aftercare policy in 2011. That policy, outlined in the box to the right, provides youth with direct connections to community resources both before and after placement. The department credits these early and direct connections – “more than just handing them a resource brochure” – with improved outcomes for youth. Because school reentry remains one of the most complicated challenges for youth in the county’s aftercare program, the department created a new position in 2012 to coordinate reentry planning with local school districts.

Williamson County’s Aftercare Policy

- Transition planning begins at start of placement, and is finalized at least 30 days before release.
- Referrals to drug treatment, contract psychiatric care, mentoring, and other community programs are completed 30 days before release.
- The placement case manager meets with the specialized aftercare probation officer and youth before and after release for coordinated transition of services and supervision.
- Furloughs and family therapy ease the youth’s transition home.
- The aftercare probation officer meets with the youth and parent within 24 hours after release. The officer meets face-to-face with the youth, school, and parent several times per week as the youth progresses through the aftercare levels.

Recommendations for County Stakeholders

- 1) Implement aftercare policies that require the development of reentry plans as early as possible after a youth enters placement. Dedicate a staff member to coordinate reentry with local school districts.

State standards currently do not include reentry planning in release requirements, so your county may not have a written aftercare policy. Williamson County credits its new aftercare program policies with better outcomes, both while a youth is in placement and after the youth returns home.

Getting Started: Key Questions for Community Leaders

- ▶ When does our county begin reentry planning for youth in our facilities? When are those plans finalized? Are youth able to make direct connections with community resources both before and after release? How does our juvenile department coordinate with schools to ease youths’ reentry after time in a secure facility?

Appendix A: A Compilation of Key Questions For Community Leaders

These questions, listed at the end of each report section above, are helpful conversation starters for anyone interested in supporting juvenile justice programs in the community.

Mental Health and Trauma

- ▶ How can our county revise the policies and procedures in our juvenile department to create trauma-informed facilities and probation programs?
- ▶ Should our county join the Texas Front-End Diversion Initiative? How can we divert youth with serious mental illnesses away from secure facilities and connect them to community resources?
- ▶ How can we improve collaboration between our juvenile department and mental health agencies in our area?

Pre-adjudication Secure Detention

- ▶ How much does our county currently rely on secure detention? What is the average daily population in our secure juvenile facilities? How long does the average kid stay in secure detention before adjudication? How much does it cost our county to house a youth for one day?
- ▶ How can we expand our community programs and reduce our reliance on secure facilities? What best practices identified in this report would benefit our community?

Community Alternatives to Secure Facilities

- ▶ What community programs for youth in our county are currently supported by state funding? How are we evaluating the effectiveness of those programs? What information can we provide our legislators regarding the effect of those programs on public safety and cost savings?
- ▶ How can we improve collaboration between our juvenile department and other local programs that serve at-risk youth and their families?

Family Involvement

- ▶ What is our county's visitation policy for youth in secure facilities? How can we increase opportunities for family visitation? How can we improve communication with families to help them better navigate the juvenile justice system? How do the policies in our juvenile department facilitate each family's involvement in their child's case plan?
- ▶ What programs for families of at-risk youth are available in our county? Which proven family programs, such as those describe in this report, would benefit our community?

Seclusions and Restraints

- ▶ How many injuries, restraints, and seclusions occur in our juvenile facilities? How do our policies take into consideration a youth's past trauma or mental illness? How does our county define minor and major rule violations in our secure facilities? What best practices identified in this section would reduce injuries, restraints, and seclusions in our facilities?
- ▶ Does our county require seclusion and restraint best practices in our placement contracts?

Prevention and Early Intervention

- ▶ What prevention and early intervention programs for youth in our county are currently supported by state funding? How are we evaluating the effectiveness of those programs? What information can we provide our legislators regarding the effect of those programs on public safety and cost savings?
- ▶ How can we improve collaboration between our juvenile department and other local programs that provide prevention services for at-risk youth and their families?

Assessments

- ▶ What risk and needs assessment instrument does our county use? Was that instrument validated for juvenile populations similar to ours?
- ▶ How is the risk and needs assessment integrated into youths' case plans, including supervision and treatment decisions?
- ▶ What training do staff receive on the purpose and use of the assessment instrument? What information do other stakeholders receive about the instrument?

Certification

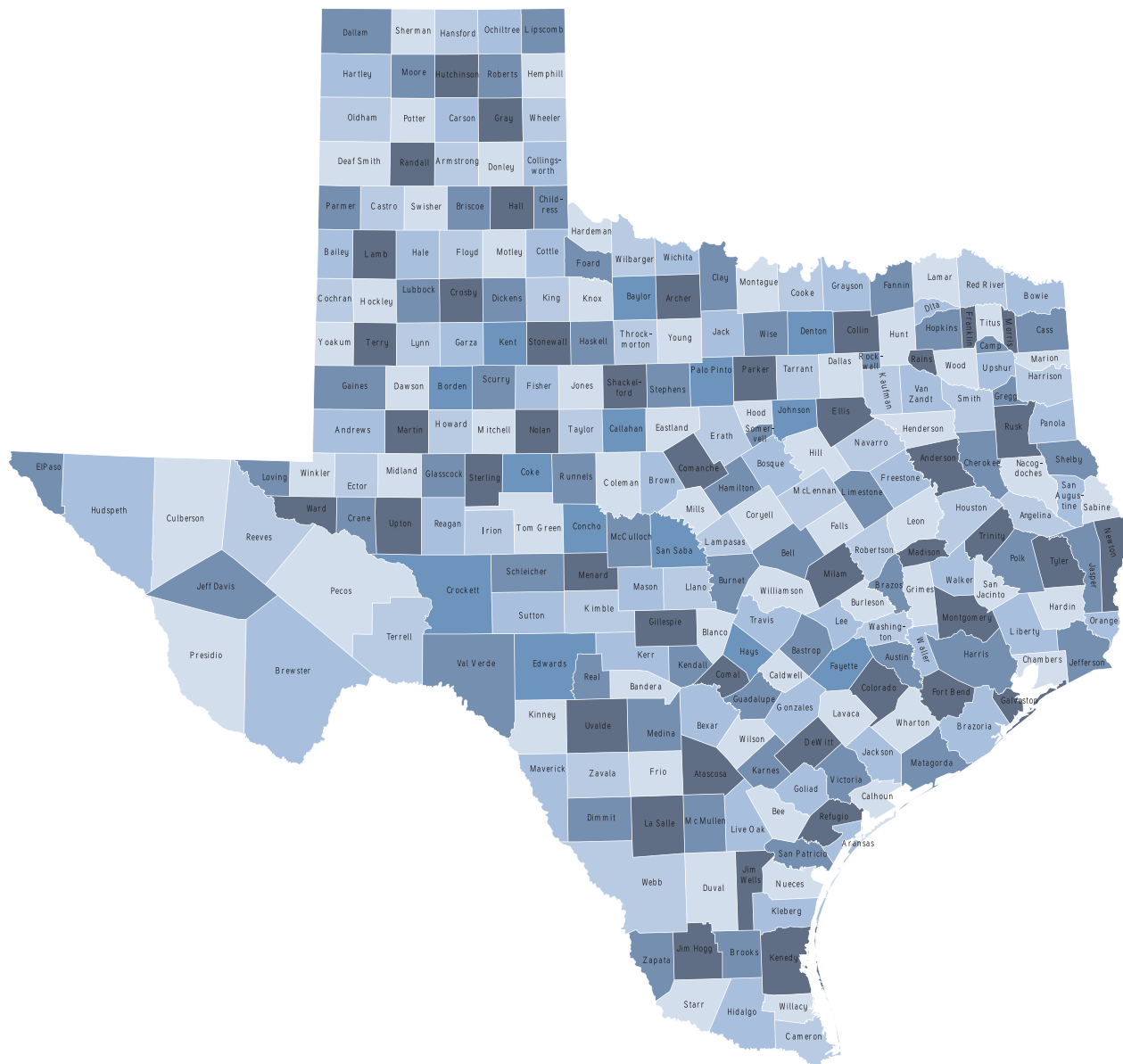
- ▶ How many youth are certified in our county each year? Are the certified youth disproportionately minorities? What rehabilitation programs do our certified youth receive in the adult criminal justice system?
- ▶ Does our county have a diversion plan for youth who qualify for certification? Did our county exhaust all other options before certifying the youth we sent to the adult system?

Reentry

- ▶ When does our county begin reentry planning for youth in our facilities? When are those plans finalized? Are youth able to make direct connections with community resources both before and after release? How does our juvenile department coordinate with schools to ease youths' reentry after time in a secure facility?

Appendix B: County Data Sheets (Calendar Year 2011)

The data in this appendix are compiled from facility registries and supplemental data provided to the Texas Criminal Justice Coalition by the Texas Juvenile Justice Department in April 2012.



Anderson County

County Overview

Youth population (age 10 to 16):	4,355
Youth referred to juvenile justice system:	57
Referred youth with past traumatic experience:	31 (54%)
Referred youth with diagnosed mental illness:	11 (19%)
Youth referred but not adjudicated:	31
Youth securely detained before adjudication:	51
Youth adjudicated to probation:	9
Youth adjudicated to secure placement:	0
Youth committed to state secure facilities:	0
Youth certified as adults:	0

Secure Facilities

Anderson County Juvenile Detention Center (Pre-Adjudication)

Cost per day per youth:	\$75.00
Average daily population:	13 youths
Average length of stay:	16.5 days
Seclusions used on youth annually:	62
Physical restraints used on youth annually:	1
Annual number of injuries:	1



Angelina County

County Overview

Youth population (age 10 to 16):	8,831
Youth referred to juvenile justice system:	162
Referred youth with past traumatic experience:	156 (96%)
Referred youth with diagnosed mental illness:	34 (21%)
Youth referred but not adjudicated:	121
Youth securely detained before adjudication:	91
Youth adjudicated to probation:	37
Youth adjudicated to secure placement:	fewer than 5
Youth committed to state secure facilities:	5
Youth certified as adults:	1

Secure Facilities

Angelina County Juvenile Detention Center (Pre-Adjudication)

Cost per day per youth:	\$100.00
Average daily population:	6 youths
Average length of stay:	16.5 days
Seclusions used on youth annually:	48
Physical restraints used on youth annually:	1
Annual number of injuries:	0



Atascosa County

County Overview

Youth population (age 10 to 16):	5,187
Youth referred to juvenile justice system:	81
Referred youth with past traumatic experience:	29 (36%)
Referred youth with diagnosed mental illness:	18 (22%)
Youth referred but not adjudicated:	58
Youth securely detained before adjudication:	56
Youth adjudicated to probation:	28
Youth adjudicated to secure placement:	fewer than 5
Youth committed to state secure facilities:	0
Youth certified as adults:	0

Secure Facilities

Atascosa County Juvenile Detention Center (Pre-Adjudication)

Cost per day per youth:	\$85.00
Average daily population:	16 youths
Average length of stay:	19 days
Seclusions used on youth annually:	279
Physical restraints used on youth annually:	25
Annual number of injuries:	2



Bell County

County Overview

Youth population (age 10 to 16):	27,770
Youth referred to juvenile justice system:	731
Referred youth with past traumatic experience:	383 (52%)
Referred youth with diagnosed mental illness:	320 (44%)
Youth referred but not adjudicated:	511
Youth securely detained before adjudication:	273
Youth adjudicated to probation:	204
Youth adjudicated to secure placement:	46
Youth committed to state secure facilities:	18
Youth certified as adults:	2

Secure Facilities

Bell County Juvenile Detention Center (Pre-Adjudication)

Cost per day per youth:	\$95.00
Average daily population:	21 youths
Average length of stay:	17 days
Seclusions used on youth annually:	754
Physical restraints used on youth annually:	167
Annual number of injuries:	8

Bell County Juvenile Detention Center (Post-Adjudication)

Cost per day per youth:	\$95.00
Average daily population:	16 youths
Average length of stay:	124 days
Seclusions used on youth annually:	247
Physical restraints used on youth annually:	40
Annual number of injuries:	8



Bexar County

County Overview

Youth population (age 10 to 16):	154,281
Youth referred to juvenile justice system:	4,677
Referred youth with past traumatic experience:	2,540 (54%)
Referred youth with diagnosed mental illness:	1,283 (27%)
Youth referred but not adjudicated:	3,454
Youth securely detained before adjudication:	1,742
Youth adjudicated to probation:	1,345
Youth adjudicated to secure placement:	158
Youth committed to state secure facilities:	79
Youth certified as adults:	12

Secure Facilities

Bexar County Juvenile Detention Center (Pre-Adjudication)

Cost per day per youth:	Cost varies
Average daily population:	147 youth
Average length of stay:	25 days
Seclusions used on youth annually:	2,514
Physical restraints used on youth annually:	425
Annual number of injuries:	10

Cyndi Taylor Krier Juvenile Correctional Treatment Center (Post-Adjudication)

Cost per day per youth:	Cost varies
Average daily population:	87 youth
Average length of stay:	265 days
Seclusions used on youth annually:	1,200
Physical restraints used on youth annually:	187
Annual number of injuries:	4



Brazoria County

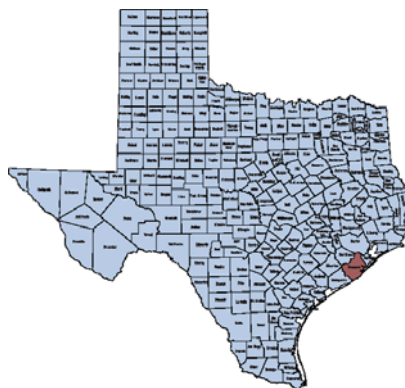
County Overview

Youth population (age 10 to 16):	29,167
Youth referred to juvenile justice system:	935
Referred youth with past traumatic experience:	477 (51%)
Referred youth with diagnosed mental illness:	213 (23%)
Youth referred but not adjudicated:	607
Youth securely detained before adjudication:	884
Youth adjudicated to probation:	310
Youth adjudicated to secure placement:	29
Youth committed to state secure facilities:	10
Youth certified as adults:	8

Secure Facilities

Brazoria County Juvenile Detention Center (Pre-Adjudication)

Cost per day per youth:	Cost varies
Average daily population:	35 youth
Average length of stay:	9 days
Seclusions used on youth annually:	488
Physical restraints used on youth annually:	55
Annual number of injuries:	5



Brazos County

County Overview

Youth population (age 10 to 16):	13,340
Youth referred to juvenile justice system:	585
Referred youth with past traumatic experience:	246 (42%)
Referred youth with diagnosed mental illness:	135 (23%)
Youth referred but not adjudicated:	404
Youth securely detained before adjudication:	460
Youth adjudicated to probation:	164
Youth adjudicated to secure placement:	31
Youth committed to state secure facilities:	15
Youth certified as adults:	0

Secure Facilities

R. J. Holmgreen Juvenile Justice Center (Pre-Adjudication)

Cost per day per youth:	\$100.00
Average daily population:	24 youths
Average length of stay:	11 days
Seclusions used on youth annually:	222
Physical restraints used on youth annually:	56
Annual number of injuries:	0



Cameron County

County Overview

Youth population (age 10 to 16):	44,635
Youth referred to juvenile justice system:	1,212
Referred youth with past traumatic experience:	568 (47%)
Referred youth with diagnosed mental illness:	366 (30%)
Youth referred but not adjudicated:	869
Youth securely detained before adjudication:	653
Youth adjudicated to probation:	555
Youth adjudicated to secure placement:	63
Youth committed to state secure facilities:	21
Youth certified as adults:	27

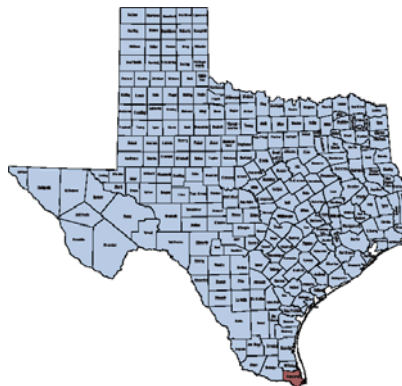
Secure Facilities

Darrel B. Hester Juvenile Justice Center (Pre-Adjudication)

Cost per day per youth:	\$90.00
Average daily population:	47 youths
Average length of stay:	19 days
Seclusions used on youth annually:	1,201
Physical restraints used on youth annually:	158
Annual number of injuries:	19

Amador R. Rodriguez Boot Camp & Educational Center (Post-Adjudication)

Cost per day per youth:	\$95.00
Average daily population:	27 youths
Average length of stay:	141 days
Seclusions used on youth annually:	0
Physical restraints used on youth annually:	32
Annual number of injuries:	0



Collin County

County Overview

Youth population (age 10 to 16):	75,281
Youth referred to juvenile justice system:	1,229
Referred youth with past traumatic experience:	449 (3%)
Referred youth with diagnosed mental illness:	295 (24%)
Youth referred but not adjudicated:	952
Youth securely detained before adjudication:	837
Youth adjudicated to probation:	303
Youth adjudicated to secure placement:	78
Youth committed to state secure facilities:	8
Youth certified as adults:	0

Secure Facilities

John R. Roach Juvenile Detention Center (Pre-Adjudication)

Cost per day per youth:	\$120.00
Average daily population:	40 youths
Average length of stay:	13 days
Seclusions used on youth annually:	222
Physical restraints used on youth annually:	85
Annual number of injuries:	2

John R. Roach Juvenile Detention Center (Post-Adjudication)

Cost per day per youth:	\$120.00
Average daily population:	47 youths
Average length of stay:	194 days
Seclusions used on youth annually:	7
Physical restraints used on youth annually:	4
Annual number of injuries:	0



Dallas County

County Overview

Youth population (age 10 to 16):	257,908
Youth referred to juvenile justice system:	4,962
Referred youth with past traumatic experience:	2,398 (48%)
Referred youth with diagnosed mental illness:	1,527 (31%)
Youth referred but not adjudicated:	2,979
Youth securely detained before adjudication:	2,840
Youth adjudicated to probation:	1,779
Youth adjudicated to secure placement:	451
Youth committed to state secure facilities:	100
Youth certified as adults:	14

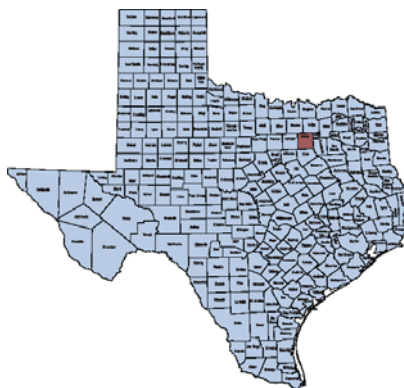
Secure Facilities

Dallas County Juvenile Detention Center (Pre-Adjudication)

Cost per day per youth:	\$115.00
Average daily population:	215 youths
Average length of stay:	23 days
Seclusions used on youth annually:	510
Physical restraints used on youth annually:	173
Annual number of injuries:	36

Dallas County Juvenile Residential Drug Treatment Program (Post-Adjudication)

Cost per day per youth:	\$115.00
Average daily population:	82 youths
Average length of stay:	107 days
Seclusions used on youth annually:	0
Physical restraints used on youth annually:	23
Annual number of injuries:	0



Denton County

County Overview

Youth population (age 10 to 16):	57,256
Youth referred to juvenile justice system:	952
Referred youth with past traumatic experience:	576 (60.5%)
Referred youth with diagnosed mental illness:	202 (21%)
Youth referred but not adjudicated:	385
Youth securely detained before adjudication:	532
Youth adjudicated to probation:	488
Youth adjudicated to secure placement:	35
Youth committed to state secure facilities:	16
Youth certified as adults:	3

Secure Facilities

Denton County Juvenile Detention Center (Pre-Adjudication)

Cost per day per youth:	\$98.00
Average daily population:	35 youth
Average length of stay:	16 days
Seclusions used on youth annually:	780
Physical restraints used on youth annually:	55
Annual number of injuries:	1

Denton County Juvenile Detention Center (Post-Adjudication)

Cost per day per youth:	\$98.00
Average daily population:	21 youth
Average length of stay:	216 days
Seclusions used on youth annually:	0
Physical restraints used on youth annually:	14
Annual number of injuries:	0



Ector County

County Overview

Youth population (age 10 to 16):	13,121
Youth referred to juvenile justice system:	386
Referred youth with past traumatic experience:	208 (54%)
Referred youth with diagnosed mental illness:	36 (9%)
Youth referred but not adjudicated:	302
Youth securely detained before adjudication:	208
Youth adjudicated to probation:	109
Youth adjudicated to secure placement:	60
Youth committed to state secure facilities:	14
Youth certified as adults:	0

Secure Facilities

Ector County Juvenile Detention Center (Pre-Adjudication)

Cost per day per youth:	\$90.00
Average daily population:	14 youths
Average length of stay:	21 days
Seclusions used on youth annually:	98
Physical restraints used on youth annually:	35
Annual number of injuries:	0

Ector County Youth Center (Post-Adjudication)

Cost per day per youth:	\$90.00
Average daily population:	25 youths
Average length of stay:	148 days
Seclusions used on youth annually:	106
Physical restraints used on youth annually:	25
Annual number of injuries:	1



El Paso County

County Overview

Youth population (age 10 to 16):	80,346
Youth referred to juvenile justice system:	1,881
Referred youth with past traumatic experience:	967 (51%)
Referred youth with diagnosed mental illness:	499 (27%)
Youth referred but not adjudicated:	1,311
Youth securely detained before adjudication:	937
Youth adjudicated to probation:	796
Youth adjudicated to secure placement:	56
Youth committed to state secure facilities:	23
Youth certified as adults:	0

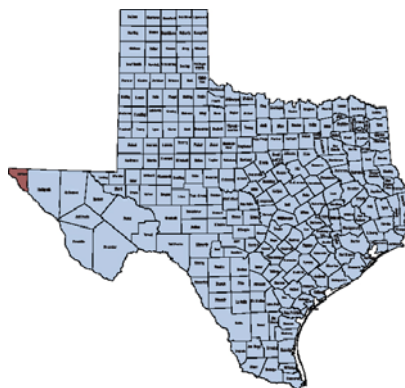
Secure Facilities

El Paso County Juvenile Detention Center (Pre-Adjudication)

Cost per day per youth:	\$134.65
Average daily population:	48 youth
Average length of stay:	13.5 days
Seclusions used on youth annually:	231
Physical restraints used on youth annually:	67
Annual number of injuries:	0

Samuel F. Santana Challenge Program (Post-Adjudication)

Cost per day per youth:	\$134.65
Average daily population:	25 youth
Average length of stay:	160 days
Seclusions used on youth annually:	28
Physical restraints used on youth annually:	8
Annual number of injuries:	2



Fort Bend County

County Overview

Youth population (age 10 to 16):	49,457
Youth referred to juvenile justice system:	1,060
Referred youth with past traumatic experience:	516 (49%)
Referred youth with diagnosed mental illness:	152 (14%)
Youth referred but not adjudicated:	792
Youth securely detained before adjudication:	488
Youth adjudicated to probation:	281
Youth adjudicated to secure placement:	55
Youth committed to state secure facilities:	16
Youth certified as adults:	5

Secure Facilities

Fort Bend County Juvenile Detention Center (Pre-Adjudication)

Cost per day per youth:	\$97.70
Average daily population:	51 youths
Average length of stay:	28 days
Seclusions used on youth annually:	668
Physical restraints used on youth annually:	48
Annual number of injuries:	6

Fort Bend County Juvenile Leadership Academy (Post-Adjudication)

Cost per day per youth:	Cost varies
Average daily population:	5 youth
Average length of stay:	44 days
Seclusions used on youth annually:	0
Physical restraints used on youth annually:	2
Annual number of injuries:	0



Galveston County

County Overview

Youth population (age 10 to 16):	24,986
Youth referred to juvenile justice system:	663
Referred youth with past traumatic experience:	273 (41%)
Referred youth with diagnosed mental illness:	142 (21%)
Youth referred but not adjudicated:	470
Youth securely detained before adjudication:	478
Youth adjudicated to probation:	276
Youth adjudicated to secure placement:	12
Youth committed to state secure facilities:	3
Youth certified as adults:	1

Secure Facilities

Jerry J. Esmond Juvenile Justice Center (Pre-Adjudication)

Cost per day per youth:	\$95.00
Average daily population:	24 youths
Average length of stay:	10 days
Seclusions used on youth annually:	136
Physical restraints used on youth annually:	52
Annual number of injuries:	3

Jerry J. Esmond Juvenile Justice Center (Post-Adjudication)

Cost per day per youth:	\$76.74
Average daily population:	8 youths
Average length of stay:	212 days
Seclusions used on youth annually:	245
Physical restraints used on youth annually:	4
Annual number of injuries:	0



Garza County

County Overview

Youth population (age 10 to 16):	456
Youth referred to juvenile justice system:	fewer than 5
Referred youth with past traumatic experience:	fewer than 5
Referred youth with diagnosed mental illness:	fewer than 5
Youth referred but not adjudicated:	fewer than 5
Youth securely detained before adjudication:	fewer than 5
Youth adjudicated to probation:	fewer than 5
Youth adjudicated to secure placement:	0
Youth committed to state secure facilities:	fewer than 5
Youth certified as adults:	fewer than 5

Secure Facilities

Garza County Regional Juvenile Center (Pre-Adjudication)

Cost per day per youth:	\$115.00
Average daily population:	9 youths
Average length of stay:	13 days
Seclusions used on youth annually:	100
Physical restraints used on youth annually:	24
Annual number of injuries:	2

Garza County Regional Juvenile Center (Post-Adjudication)

Cost per day per youth:	\$112.00
Average daily population:	13 youths
Average length of stay:	154 days
Seclusions used on youth annually:	100
Physical restraints used on youth annually:	24
Annual number of injuries:	1



Grayson County

County Overview

Youth population (age 10 to 16):	10,240
Youth referred to juvenile justice system:	248
Referred youth with past traumatic experience:	152 (61%)
Referred youth with diagnosed mental illness:	21 (9%)
Youth referred but not adjudicated:	46
Youth securely detained before adjudication:	127
Youth adjudicated to probation:	26
Youth adjudicated to secure placement:	8
Youth committed to state secure facilities:	2
Youth certified as adults:	1

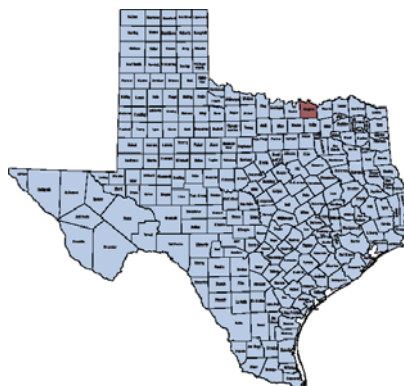
Secure Facilities

Cooke, Fannin and Grayson County Juvenile Detention Center (Pre-Adjudication)

Cost per day per youth:	\$98.00
Average daily population:	12 youths
Average length of stay:	18 days
Seclusions used on youth annually:	265
Physical restraints used on youth annually:	30
Annual number of injuries:	1

Cooke, Fannin and Grayson County Juvenile Boot Camp (Post-Adjudication)

Cost per day per youth:	\$98.00
Average daily population:	44 youths
Average length of stay:	200 days
Seclusions used on youth annually:	784
Physical restraints used on youth annually:	144
Annual number of injuries:	0



Gregg County

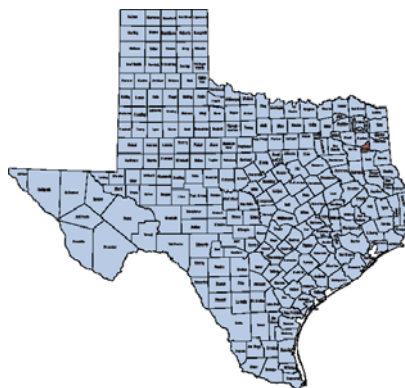
County Overview

Youth population (age 10 to 16):	11,232
Youth referred to juvenile justice system:	321
Referred youth with past traumatic experience:	143 (45%)
Referred youth with diagnosed mental illness:	70 (22%)
Youth referred but not adjudicated:	246
Youth securely detained before adjudication:	163
Youth adjudicated to probation:	65
Youth adjudicated to secure placement:	fewer than 5
Youth committed to state secure facilities:	7
Youth certified as adults:	0

Secure Facilities

Gregg County Juvenile Detention Center (Pre-Adjudication)

Cost per day per youth:	\$85.00
Average daily population:	15 youths
Average length of stay:	11 days
Seclusions used on youth annually:	30
Physical restraints used on youth annually:	12
Annual number of injuries:	0



Guadalupe County

County Overview

Youth population (age 10 to 16):	11,221
Youth referred to juvenile justice system:	394
Referred youth with past traumatic experience:	177 (45%)
Referred youth with diagnosed mental illness:	47 (12%)
Youth referred but not adjudicated:	319
Youth securely detained before adjudication:	218
Youth adjudicated to probation:	60
Youth adjudicated to secure placement:	8
Youth committed to state secure facilities:	5
Youth certified as adults:	0

Secure Facilities

Guadalupe County Juvenile Detention Center (Pre-Adjudication)

Cost per day per youth:	\$100.00
Average daily population:	15 youths
Average length of stay:	10 days
Seclusions used on youth annually:	102
Physical restraints used on youth annually:	18
Annual number of injuries:	1



Hardin County

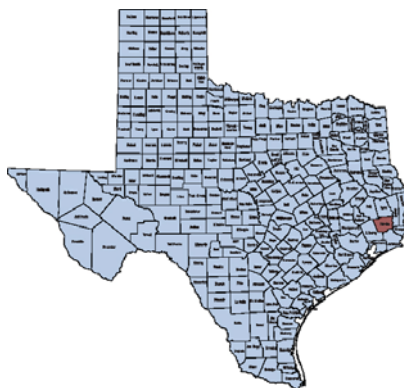
County Overview

Youth population (age 10 to 16):	5,141
Youth referred to juvenile justice system:	101
Referred youth with past traumatic experience:	56 (55%)
Referred youth with diagnosed mental illness:	fewer than 5
Youth referred but not adjudicated:	64
Youth securely detained before adjudication:	88
Youth adjudicated to probation:	24
Youth adjudicated to secure placement:	fewer than 5
Youth committed to state secure facilities:	2
Youth certified as adults:	0

Secure Facilities

Hardin County Juvenile Detention Center (Pre-Adjudication)

Cost per day per youth:	\$105.00
Average daily population:	5 youth
Average length of stay:	8 days
Seclusions used on youth annually:	66
Physical restraints used on youth annually:	3
Annual number of injuries:	0



Harris County

County Overview

Youth population (age 10 to 16):	394,464
Youth referred to juvenile justice system:	8,809
Referred youth with past traumatic experience:	1,715 (19%)
Referred youth with diagnosed mental illness:	1,228 (14%)
Youth referred but not adjudicated:	6,089
Youth securely detained before adjudication:	2,946
Youth adjudicated to probation:	2,762
Youth adjudicated to secure placement:	706
Youth committed to state secure facilities:	96
Youth certified as adults:	38

Secure Facilities

Harris County Juvenile Detention Center (Pre-Adjudication)

Cost per day per youth:	\$209.06
Average daily population:	195 youth
Average length of stay:	21 days
Seclusions used on youth annually:	1,771
Physical restraints used on youth annually:	0
Annual number of injuries:	64

Burnett Bayland Reception Center (Post-Adjudication)

Cost per day per youth:	\$152.34
Average daily population:	94 youth
Average length of stay:	93 days
Seclusions used on youth annually:	21
Physical restraints used on youth annually:	76
Annual number of injuries:	10

Leadership Academy (Post-Adjudication)

Cost per day per youth:	\$192.72
Average daily population:	59 youth
Average length of stay:	158 days
Seclusions used on youth annually:	735
Physical restraints used on youth annually:	177
Annual number of injuries:	8

Harris County Residential Assessment Unit

Cost per day per youth:	\$209.06
Average daily population:	16 youth
Average length of stay:	18.5 days
Seclusions used on youth annually:	162
Physical restraints used on youth annually:	0
Annual number of injuries:	1



Harrison County

County Overview

Youth population (age 10 to 16):	6,297
Youth referred to juvenile justice system:	120
Referred youth with past traumatic experience:	66 (55%)
Referred youth with diagnosed mental illness:	fewer than 5
Youth referred but not adjudicated:	95
Youth securely detained before adjudication:	121
Youth adjudicated to probation:	27
Youth adjudicated to secure placement:	fewer than 5
Youth committed to state secure facilities:	1
Youth certified as adults:	1

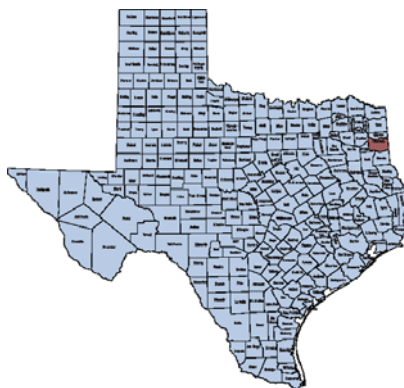
Secure Facilities

Willoughby Juvenile Center (Pre-Adjudication)

Cost per day per youth:	\$90.00
Average daily population:	10 youths
Average length of stay:	11 days
Seclusions used on youth annually:	40
Physical restraints used on youth annually:	17
Annual number of injuries:	0

Willoughby Juvenile Center (Post-Adjudication)

Cost per day per youth:	\$90.00
Average daily population:	3 youths
Average length of stay:	215 days
Seclusions used on youth annually:	13
Physical restraints used on youth annually:	1
Annual number of injuries:	1



Hays County

County Overview

Youth population (age 10 to 16):	10,568
Youth referred to juvenile justice system:	468
Referred youth with past traumatic experience:	215 (52%)
Referred youth with diagnosed mental illness:	170 (36%)
Youth referred but not adjudicated:	343
Youth securely detained before adjudication:	312
Youth adjudicated to probation:	107
Youth adjudicated to secure placement:	fewer than 5
Youth committed to state secure facilities:	0
Youth certified as adults:	0

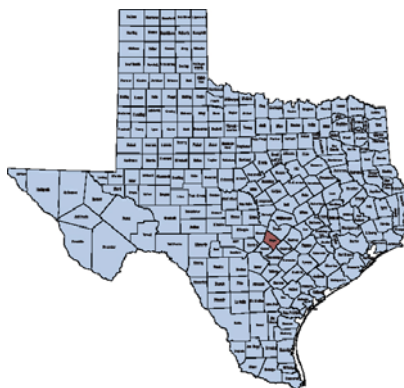
Secure Facilities

Hays County Pre-Detention Center (Pre-Adjudication)

Cost per day per youth:	\$100.00
Average daily population:	15 youth
Average length of stay:	7 days
Seclusions used on youth annually:	123
Physical restraints used on youth annually:	26
Annual number of injuries:	1

Hays County Post-Detention Center (Post-Adjudication)

Cost per day per youth:	\$140.00
Average daily population:	70 youth
Average length of stay:	137 days
Seclusions used on youth annually:	1109
Physical restraints used on youth annually:	483
Annual number of injuries:	20



Hidalgo County

County Overview

Youth population (age 10 to 16):	86,471
Youth referred to juvenile justice system:	1,557
Referred youth with past traumatic experience:	543 (35%)
Referred youth with diagnosed mental illness:	363 (23%)
Youth referred but not adjudicated:	1,044
Youth securely detained before adjudication:	598
Youth adjudicated to probation:	513
Youth adjudicated to secure placement:	97
Youth committed to state secure facilities:	35
Youth certified as adults:	1

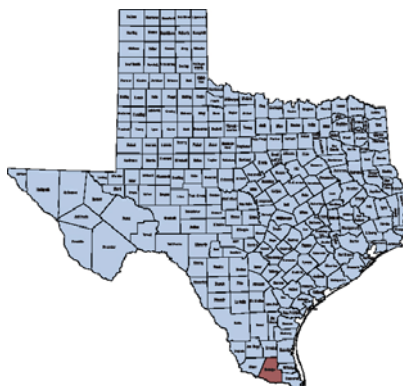
Secure Facilities

Judge Mario E. Ramirez Jr. Juvenile Justice Center (Pre-Adjudication)

Cost per day per youth:	\$95.00
Average daily population:	58 youths
Average length of stay:	29 days
Seclusions used on youth annually:	2,301
Physical restraints used on youth annually:	298
Annual number of injuries:	11

Judge Mario E. Ramirez Jr. Juvenile Justice Center (Post-Adjudication)

Cost per day per youth:	\$95.00
Average daily population:	30 youths
Average length of stay:	197 days
Seclusions used on youth annually:	157
Physical restraints used on youth annually:	24
Annual number of injuries:	4



Hood County

County Overview

Youth population (age 10 to 16):	4,004
Youth referred to juvenile justice system:	83
Referred youth with past traumatic experience:	29 (35%)
Referred youth with diagnosed mental illness:	20 (24%)
Youth referred but not adjudicated:	52
Youth securely detained before adjudication:	54
Youth adjudicated to probation:	32
Youth adjudicated to secure placement:	fewer than 5
Youth committed to state secure facilities:	2
Youth certified as adults:	0

Secure Facilities

Granbury Regional Juvenile Justice Center (Pre-Adjudication)

Cost per day per youth:	\$95.00
Average daily population:	13 youths
Average length of stay:	12 days
Seclusions used on youth annually:	564
Physical restraints used on youth annually:	24
Annual number of injuries:	0

Granbury Regional Juvenile Justice Center (Post-Adjudication)

Cost per day per youth:	\$95.00
Average daily population:	58 youths
Average length of stay:	171 days
Seclusions used on youth annually:	2,390
Physical restraints used on youth annually:	252
Annual number of injuries:	11



Hunt County

County Overview

Youth population (age 10 to 16):	8,340
Youth referred to juvenile justice system:	222
Referred youth with past traumatic experience:	121 (55%)
Referred youth with diagnosed mental illness:	100 (45%)
Youth referred but not adjudicated:	140
Youth securely detained before adjudication:	180
Youth adjudicated to probation:	54
Youth adjudicated to secure placement:	fewer than 5
Youth committed to state secure facilities:	11
Youth certified as adults:	0

Secure Facilities

Hunt County Juvenile Detention Center (Pre-Adjudication)

Cost per day per youth:	\$105.00
Average daily population:	27 youths
Average length of stay:	12 days
Seclusions used on youth annually:	1,705
Physical restraints used on youth annually:	18
Annual number of injuries:	9



Jefferson County

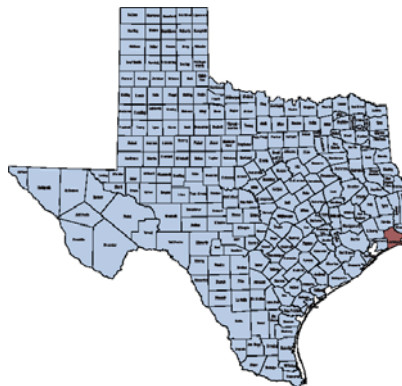
County Overview

Youth population (age 10 to 16):	24,637
Youth referred to juvenile justice system:	496
Referred youth with past traumatic experience:	262 (53%)
Referred youth with diagnosed mental illness:	113 (23%)
Youth referred but not adjudicated:	244
Youth securely detained before adjudication:	308
Youth adjudicated to probation:	216
Youth adjudicated to secure placement:	fewer than 5
Youth committed to state secure facilities:	16
Youth certified as adults:	5

Secure Facilities

Minnie Rogers Juvenile Justice Center (Pre-Adjudication)

Cost per day per youth:	\$105.00
Average daily population:	28 youths
Average length of stay:	17 days
Seclusions used on youth annually:	384
Physical restraints used on youth annually:	50
Annual number of injuries:	0



Kerr County

County Overview

Youth population (age 10 to 16):	3,530
Youth referred to juvenile justice system:	140
Referred youth with past traumatic experience:	80 (57%)
Referred youth with diagnosed mental illness:	21 (15%)
Youth referred but not adjudicated:	83
Youth securely detained before adjudication:	94
Youth adjudicated to probation:	48
Youth adjudicated to secure placement:	8
Youth committed to state secure facilities:	5
Youth certified as adults:	0

Secure Facilities

Kerr County Juvenile Facility (Pre-Adjudication)

Cost per day per youth:	\$95.00
Average daily population:	11 youths
Average length of stay:	14 days
Seclusions used on youth annually:	145
Physical restraints used on youth annually:	13
Annual number of injuries:	0



Limestone County

County Overview

Youth population (age 10 to 16):	2,140
Youth referred to juvenile justice system:	66
Referred youth with past traumatic experience:	30 (45%)
Referred youth with diagnosed mental illness:	6 (9%)
Youth referred but not adjudicated:	44
Youth securely detained before adjudication:	60
Youth adjudicated to probation:	16
Youth adjudicated to secure placement:	fewer than 5
Youth committed to state secure facilities:	1
Youth certified as adults:	0

Secure Facilities

Limestone County Juvenile Facility (Pre-Adjudication)

Cost per day per youth:	\$85.00
Average daily population:	6 youths
Average length of stay:	15 days
Seclusions used on youth annually:	67
Physical restraints used on youth annually:	13
Annual number of injuries:	0



Lubbock County

County Overview

Youth population (age 10 to 16):	23,317
Youth referred to juvenile justice system:	810
Referred youth with past traumatic experience:	399 (49%)
Referred youth with diagnosed mental illness:	266 (33%)
Youth referred but not adjudicated:	494
Youth securely detained before adjudication:	515
Youth adjudicated to probation:	193
Youth adjudicated to secure placement:	51
Youth committed to state secure facilities:	22
Youth certified as adults:	4

Secure Facilities

Lubbock County Juvenile Justice Center (Pre-Adjudication)

Cost per day for youth:	\$95.00
Average daily population:	39 youth
Average length of stay:	17 days
Seclusions used on youth annually:	1,632
Physical restraints used on youth annually:	42
Annual number of injuries:	4

Lubbock County Juvenile Justice Center (Post-Adjudication)

Cost per day per youth:	\$95.00
Average daily population:	19 youth
Average length of stay:	164 days
Seclusions used on youth annually:	839
Physical restraints used on youth annually:	77
Annual number of injuries:	0



McLennan County

County Overview

Youth population (age 10 to 16):	21,421
Youth referred to juvenile justice system:	757
Referred youth with past traumatic experience:	339 (45%)
Referred youth with diagnosed mental illness:	118 (16%)
Youth referred but not adjudicated:	456
Youth securely detained before adjudication:	656
Youth adjudicated to probation:	243
Youth adjudicated to secure placement:	28
Youth committed to state secure facilities:	24
Youth certified as adults:	0

Secure Facilities

Bill Logue Juvenile Justice Center (Pre-Adjudication)

Cost per day per youth:	\$130.00
Average daily population:	29 youths
Average length of stay:	11 days
Seclusions used on youth annually:	60
Physical restraints used on youth annually:	16
Annual number of injuries:	1

Bill Logue Juvenile Justice Center (Post-Adjudication)

Cost per day per youth:	\$130.00
Average daily population:	10 youths
Average length of stay:	145 days
Seclusions used on youth annually:	34
Physical restraints used on youth annually:	3
Annual number of injuries:	0



Midland County

County Overview

Youth population (age 10 to 16):	12,232
Youth referred to juvenile justice system:	401
Referred youth with past traumatic experience:	193 (48%)
Referred youth with diagnosed mental illness:	177 (44%)
Youth referred but not adjudicated:	310
Youth securely detained before adjudication:	364
Youth adjudicated to probation:	75
Youth adjudicated to secure placement:	10
Youth committed to state secure facilities:	5
Youth certified as adults:	1

Secure Facilities

Barbara Culver Juvenile Detention Center (Pre-Adjudication)

Cost per day per youth:	\$110.00
Average daily population:	13 youths
Average length of stay:	6 day
Seclusions used on youth annually:	50
Physical restraints used on youth annually:	8
Annual number of injuries:	0



Milam County

County Overview

Youth population (age 10 to 16):	2,495
Youth referred to juvenile justice system:	115
Referred youth with past traumatic experience:	42 (37%)
Referred youth with diagnosed mental illness:	14 (12%)
Youth referred but not adjudicated:	68
Youth securely detained before adjudication:	92
Youth adjudicated to probation:	45
Youth adjudicated to secure placement:	fewer than 5
Youth committed to state secure facilities:	5
Youth certified as adults:	1

Secure Facilities

Rockdale Regional Juvenile Justice Center (Pre-Adjudication)

Cost per day per youth:	\$95.00
Average daily population:	6 youths
Average length of stay:	12 days
Seclusions used on youth annually:	103
Physical restraints used on youth annually:	10
Annual number of injuries:	0

Rockdale Regional Juvenile Justice Center (Post-Adjudication)

Cost per day per youth:	\$140.00
Average daily population:	48 youths
Average length of stay:	170 days
Seclusions used on youth annually:	2,380
Physical restraints used on youth annually:	197
Annual number of injuries:	4



Montgomery County

County Overview

Youth population (age 10 to 16):	40,964
Youth referred to juvenile justice system:	932
Referred youth with past traumatic experience:	497 (53%)
Referred youth with diagnosed mental illness:	269 (29%)
Youth referred but not adjudicated:	738
Youth securely detained before adjudication:	423
Youth adjudicated to probation:	143
Youth adjudicated to secure placement:	18
Youth committed to state secure facilities:	17
Youth certified as adults:	2

Secure Facilities

Montgomery County Juvenile Detention Center (Pre-Adjudication)

Cost per day per youth:	\$100.00
Average daily population:	31 youth
Average length of stay:	14 days
Seclusions used on youth annually:	347
Physical restraints used on youth annually:	42
Annual number of injuries:	5



Nueces County

County Overview

Youth population (age 10 to 16):	33,840
Youth referred to juvenile justice system:	1,142
Referred youth with past traumatic experience:	438
Referred youth with diagnosed mental illness:	161
Youth referred but not adjudicated:	1,043
Youth securely detained before adjudication:	499
Youth adjudicated to probation:	126
Youth adjudicated to secure placement:	25
Youth committed to state secure facilities:	9
Youth certified as adults:	4

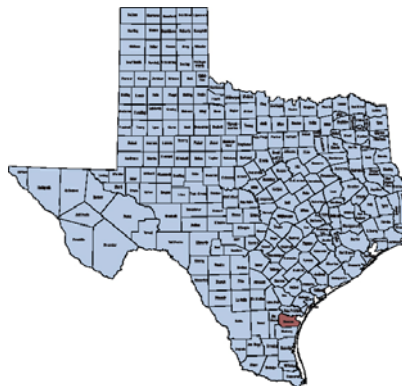
Secure Facilities

Nueces County Juvenile Justice Center /Overflow (Pre-Adjudication)

Cost per day per youth:	\$90.00
Average daily population:	21 youths
Average length of stay:	9 days
Seclusions used on youth annually:	404
Physical restraints used on youth annually:	52
Annual number of injuries:	0

Robert N. Barnes Regional Juvenile Facility (Post-Adjudication)

Cost per day per youth:	\$90.00
Average daily population:	31 youths
Average length of stay:	216 days
Seclusions used on youth annually:	16
Physical restraints used on youth annually:	54
Annual number of injuries:	1



Randall County

County Overview

Youth population (age 10 to 16):	11,011
Youth referred to juvenile justice system:	293
Referred youth with past traumatic experience:	160 (55%)
Referred youth with diagnosed mental illness:	16 (6%)
Youth referred but not adjudicated:	191
Youth securely detained before adjudication:	162
Youth adjudicated to probation:	94
Youth adjudicated to secure placement:	17
Youth committed to state secure facilities:	7
Youth certified as adults:	1

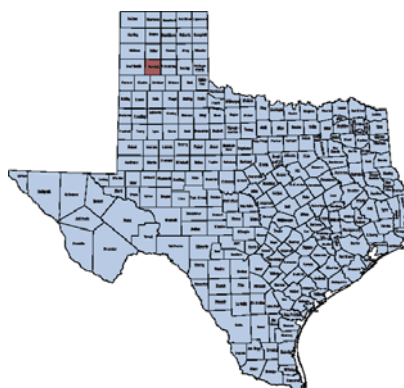
Secure Facilities

The Youth Center of the High Plains (Pre-Adjudication)

Cost per day per youth:	\$125.00
Average daily population:	34 youths
Average length of stay:	16 days
Seclusions used on youth annually:	1,208
Physical restraints used on youth annually:	119
Annual number of injuries:	6

The Youth Center of the High Plains (Post-Adjudication)

Cost per day per youth:	\$125.00
Average daily population:	12 youths
Average length of stay:	226 days
Seclusions used on youth annually:	709
Physical restraints used on youth annually:	78
Annual number of injuries:	7



San Patricio County

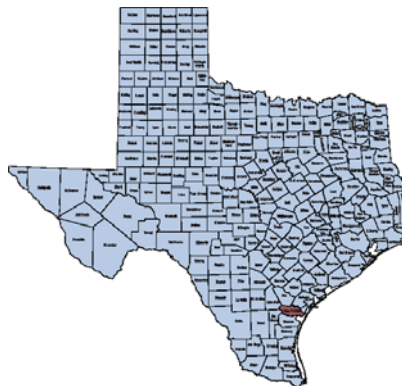
County Overview

Youth population (age 10 to 16):	8,884
Youth referred to juvenile justice system:	349
Referred youth with past traumatic experience:	110 (32%)
Referred youth with diagnosed mental illness:	177 (51%)
Youth referred but not adjudicated:	201
Youth securely detained before adjudication:	243
Youth adjudicated to probation:	134
Youth adjudicated to secure placement:	13
Youth committed to state secure facilities:	10
Youth certified as adults:	0

Secure Facilities

San Patricio Juvenile Detention Center (Pre-Adjudication)

Cost per day per youth:	\$100.00
Average daily population:	10 youths
Average length of stay:	8 days
Seclusions used on youth annually:	118
Physical restraints used on youth annually:	4
Annual number of injuries:	0



Smith County

County Overview

Youth population (age 10 to 16):	18,284
Youth referred to juvenile justice system:	381
Referred youth with past traumatic experience:	196 (51%)
Referred youth with diagnosed mental illness:	9 (2%)
Youth referred but not adjudicated:	205
Youth securely detained before adjudication:	177
Youth adjudicated to probation:	185
Youth adjudicated to secure placement:	11
Youth committed to state secure facilities:	13
Youth certified as adults:	2

Secure Facilities

Smith County Juvenile Detention Center (Pre-Adjudication)

Cost per day per youth:	\$85.00
Average daily population:	14 youths
Average length of stay:	24 days
Seclusions used on youth annually:	11
Physical restraints used on youth annually:	14
Annual number of injuries:	7



Starr County

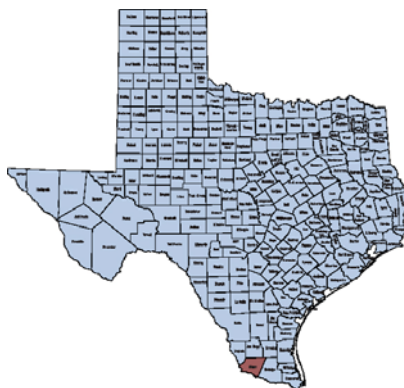
County Overview

Youth population (age 10 to 16):	8,104
Youth referred to juvenile justice system:	315
Referred youth with past traumatic experience:	109 (35%)
Referred youth with diagnosed mental illness:	fewer than 5
Youth referred but not adjudicated:	184
Youth securely detained before adjudication:	263
Youth adjudicated to probation:	109
Youth adjudicated to secure placement:	20
Youth committed to state secure facilities:	4
Youth certified as adults:	0

Secure Facilities

Starr County Juvenile Justice Center (Pre-Adjudication)

Cost per day per youth:	\$70.00
Average daily population:	9 youths
Average length of stay:	9 days
Seclusions used on youth annually:	0
Physical restraints used on youth annually:	0
Annual number of injuries:	2



Tarrant County

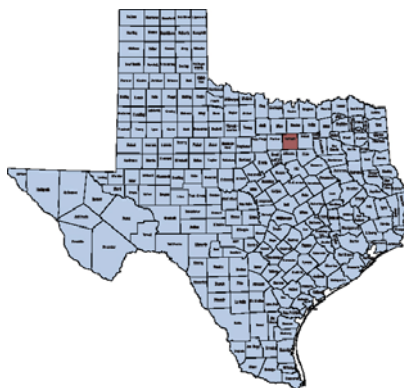
County Overview

Youth population (age 10 to 16):	167,538
Youth referred to juvenile justice system:	3,154
Referred youth with past traumatic experience:	1,569 (50%)
Referred youth with diagnosed mental illness:	765 (24%)
Youth referred but not adjudicated:	2,321
Youth securely detained before adjudication:	1,206
Youth adjudicated to probation:	744
Youth adjudicated to secure placement:	12
Youth committed to state secure facilities:	80
Youth certified as adults:	4

Secure Facilities

Lynn W. Ross Juvenile Detention Center (Pre-Adjudication)

Cost per day per youth:	Cost varies
Average daily population:	75 youths
Average length of stay:	12 days
Seclusions used on youth annually:	1,552
Physical restraints used on youth annually:	167
Annual number of injuries:	28



Taylor County

County Overview

Youth population (age 10 to 16):	12,168
Youth referred to juvenile justice system:	380
Referred youth with past traumatic experience:	230 (61%)
Referred youth with diagnosed mental illness:	19 (5%)
Youth referred but not adjudicated:	304
Youth securely detained before adjudication:	180
Youth adjudicated to probation:	81
Youth adjudicated to secure placement:	11
Youth committed to state secure facilities:	6
Youth certified as adults:	0

Secure Facilities

Taylor County Juvenile Detention Center (Pre-Adjudication)

Cost per day per youth:	\$85.00
Average daily population:	22 youths
Average length of stay:	12 days
Seclusions used on youth annually:	133
Physical restraints used on youth annually:	10
Annual number of injuries:	1

Taylor County Post-Adjudication Facility

Cost per day per youth:	\$109.00
Average daily population:	14 youths
Average length of stay:	199 days
Seclusions used on youth annually:	152
Physical restraints used on youth annually:	27
Annual number of injuries:	5



Tom Green County

County Overview

Youth population (age 10 to 16):	9,854
Youth referred to juvenile justice system:	400
Referred youth with past traumatic experience:	230 (58%)
Referred youth with diagnosed mental illness:	70 (18%)
Youth referred but not adjudicated:	334
Youth securely detained before adjudication:	270
Youth adjudicated to probation:	48
Youth adjudicated to secure placement:	fewer than 5
Youth committed to state secure facilities:	1
Youth certified as adults:	1

Secure Facilities

Tom Green County Juvenile Detention Center (Pre-Adjudication)

Cost per day per youth:	\$95.00
Average daily population:	10 youths
Average length of stay:	8 days
Seclusions used on youth annually:	120
Physical restraints used on youth annually:	12
Annual number of injuries:	0



Travis County

County Overview

Youth population (age 10 to 16):	81,559
Youth referred to juvenile justice system:	2,203
Referred youth with past traumatic experience:	230 (10%)
Referred youth with diagnosed mental illness:	616 (28%)
Youth referred but not adjudicated:	931
Youth securely detained before adjudication:	1,069
Youth adjudicated to probation:	575
Youth adjudicated to secure placement:	137
Youth committed to state secure facilities:	23
Youth certified as adults:	1

Secure Facilities

Gardner-Betts Juvenile Justice Center (Pre-Adjudication)

Cost per day per youth:	\$120.00
Average daily population:	54 youth
Average length of stay:	10.25 days
Seclusions used on youth annually:	649
Physical restraints used on youth annually:	143
Annual number of injuries:	15

Meurer Intermediate Sanctions Center (Post-Adjudication)

Cost per day per youth:	\$118.00
Average daily population:	95 youth
Average length of stay:	168 days
Seclusions used on youth annually:	701
Physical restraints used on youth annually:	172
Annual number of injuries:	16



Val Verde County

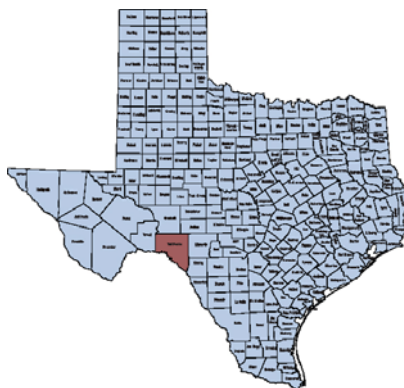
County Overview

Youth population (age 10 to 16):	5,570
Youth referred to juvenile justice system:	167
Referred youth with past traumatic experience:	82 (49%)
Referred youth with diagnosed mental illness:	0
Youth referred but not adjudicated:	104
Youth securely detained before adjudication:	70
Youth adjudicated to probation:	71
Youth adjudicated to secure placement:	fewer than 5
Youth committed to state secure facilities:	9
Youth certified as adults:	0

Secure Facilities

Val Verde County Juvenile Detention Center (Pre-Adjudication)

Cost per day per youth:	\$80.00
Average daily population:	7 youths
Average length of stay:	18 days
Seclusions used on youth annually:	85
Physical restraints used on youth annually:	3
Annual number of injuries:	0



Van Zandt County

County Overview

Youth population (age 10 to 16):	5,061
Youth referred to juvenile justice system:	50
Referred youth with past traumatic experience:	33 (66%)
Referred youth with diagnosed mental illness:	7 (14%)
Youth referred but not adjudicated:	56
Youth securely detained before adjudication:	34
Youth adjudicated to probation:	2
Youth adjudicated to secure placement:	fewer than 5
Youth committed to state secure facilities:	0
Youth certified as adults:	0

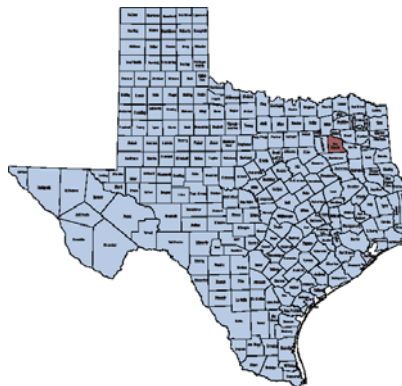
Secure Facilities

Van Zandt County Youth Multi-Service Center (Pre-Adjudication)

Cost per day per youth:	\$90.00
Average daily population:	3 youths
Average length of stay:	11 days
Seclusions used on youth annually:	5
Physical restraints used on youth annually:	0
Annual number of injuries:	0

Van Zandt County Youth Multi-Service Center (Post-Adjudication)

Cost per day per youth:	\$100.00
Average daily population:	8 youths
Average length of stay:	182 days
Seclusions used on youth annually:	23
Physical restraints used on youth annually:	0
Annual number of injuries:	0



Victoria County

County Overview

Youth population (age 10 to 16):	9,073
Youth referred to juvenile justice system:	255
Referred youth with past traumatic experience:	79 (31%)
Referred youth with diagnosed mental illness:	7 (3%)
Youth referred but not adjudicated:	176
Youth securely detained before adjudication:	156
Youth adjudicated to probation:	65
Youth adjudicated to secure placement:	fewer than 5
Youth committed to state secure facilities:	11
Youth certified as adults:	1

Secure Facilities

Victoria Regional Juvenile Justice Facility (Pre-Adjudication)

Cost per day per youth:	\$100.00
Average daily population:	16 youths
Average length of stay:	9 days
Seclusions used on youth annually:	119
Physical restraints used on youth annually:	9
Annual number of injuries:	0

Victoria Regional Juvenile Justice Facility (Post-Adjudication)

Cost per day per youth:	\$119.00
Average daily population:	23 youths
Average length of stay:	210 days
Seclusions used on youth annually:	183
Physical restraints used on youth annually:	31
Annual number of injuries:	1



Webb County

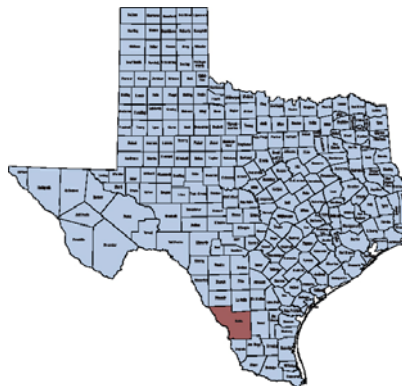
County Overview

Youth population (age 10 to 16):	29,446
Youth referred to juvenile justice system:	1,404
Referred youth with past traumatic experience:	243 (17%)
Referred youth with diagnosed mental illness:	fewer than 5
Youth referred but not adjudicated:	1,227
Youth securely detained before adjudication:	638
Youth adjudicated to probation:	386
Youth adjudicated to secure placement:	fewer than 5
Youth committed to state secure facilities:	7
Youth certified as adults:	4

Secure Facilities

Solomon Casseb Jr. Webb County Youth Village (Pre-Adjudication)

Cost per day per youth:	\$105.00
Average daily population:	27 youth
Average length of stay:	10 days
Seclusions used on youth annually:	907
Physical restraints used on youth annually:	135
Annual number of injuries:	2



Wichita County

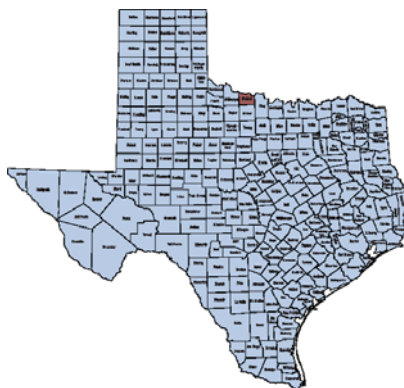
County Overview

Youth population (age 10 to 16):	12,693
Youth referred to juvenile justice system:	365
Referred youth with past traumatic experience:	222 (61%)
Referred youth with diagnosed mental illness:	168 (46%)
Youth referred but not adjudicated:	300
Youth securely detained before adjudication:	273
Youth adjudicated to probation:	75
Youth adjudicated to secure placement:	fewer than 5
Youth committed to state secure facilities:	4
Youth certified as adults:	2

Secure Facilities

Judge Arthur R. Tipps Juvenile Justice Center (Pre-Adjudication)

Cost per day per youth:	\$100.00
Average daily population:	16 youths
Average length of stay:	10 days
Seclusions used on youth annually:	744
Physical restraints used on youth annually:	19
Annual number of injuries:	3



Williamson County

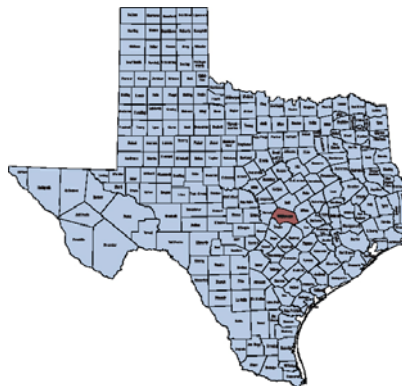
County Overview

Youth population (age 10 to 16):	39,196
Youth referred to juvenile justice system:	869
Referred youth with past traumatic experience:	502 (58%)
Referred youth with diagnosed mental illness:	335 (39%)
Youth referred but not adjudicated:	695
Youth securely detained before adjudication:	663
Youth adjudicated to probation:	207
Youth adjudicated to secure placement:	28
Youth committed to state secure facilities:	9
Youth certified as adults:	0

Secure Facilities

Williamson County Juvenile Justice Center (Pre-Adjudication)

Cost per day per youth:	\$95.00
Average daily population:	23 youths
Average length of stay:	10 days
Seclusions used on youth annually:	125
Physical restraints used on youth annually:	9
Annual number of injuries:	4



Endnotes

- ¹ TCJC review of calendar year 2011 data provided by TJJD (April 2012).
- ² TCJC review of calendar year 2011 data provided by TJJD (April 2012).
- ³ National Alliance on Mental Illness “State Mental Health Cuts: The Continuing Crisis” (November 2011).
- ⁴ TCJC Survey of County Juvenile Probation Chiefs (August 2012).
- ⁵ TCJC review of calendar year 2011 data provided by TJJD (April 2012).
- ⁶ TCJC review of calendar year 2011 data provided by TJJD (April 2012).
- ⁷ See, e.g., B. Perry “Examining Child Maltreatment Through a Neurodevelopmental Lens” (2009).
- ⁸ E. Espinosa “An Evaluation of the Influence of Gender and Mental Health Needs on Juvenile Justice System Processing” (2011).
- ⁹ TCJC “Texas Girls’ Experiences in Secure Facilities” (upcoming October 2012).
- ¹⁰ <http://www.samhsa.gov/nctic/training.asp>
- ¹¹ <http://www.samhsa.gov/nctic/training.asp>
- ¹² See, e.g., Annie E Casey Foundation “No Place for Kids” (2011).
- ¹³ The six circumstances are: “(1) he is likely to abscond or be removed from the jurisdiction of the court; (2) suitable supervision, care, or protection for him is not being provided by a parent, guardian, custodian, or other person; (3) he has no parent, guardian, custodian, or other person able to return him to the court when required; (4) he may be dangerous to himself or may threaten the safety of the public if released; or (5) he has previously been found to be a delinquent child or has previously been convicted of a penal offense punishable by a term in jail or prison and is likely to commit an offense if released.”
- ¹⁴ Texas Family Code section 54.01(h).
- ¹⁵ Texas Human Resources Code section 201.003.
- ¹⁶ TCJC review of calendar year 2011 data provided by TJJD (April 2012).
- ¹⁷ TCJC review of calendar year 2011 data provided by TJJD (April 2012).
- ¹⁸ Regarding the different outcomes, explanations to TCJC from county departments varied widely, including “Detention is good for many of these kids” to “We are more cautious than other counties.”
- ¹⁹ There were a total of 44,221 detentions in 2010 (TJPC “The State of Juvenile Probation Activity in Texas” (2011)), and the daily cost per youth ranges from \$75 to \$209 according to TJJD’s facility registry.
- ²⁰ The average daily population statewide in pre-adjudication facilities in calendar year 2011 was 1,720 (Data provided by TJJD (April 2012)).
- ²¹ See, e.g., Texas Public Policy Foundation “Texas Counties Can Unlock Kids and Savings” (2009).
- ²² TCJC review of calendar year 2011 data provided by TJJD (April 2012).
- ²³ The average cost per youth per day in Williamson’s detention facility is \$95 according to TJJD’s facility registry.
- ²⁴ TCJC review of calendar year 2011 data provided by TJJD (April 2012).
- ²⁵ Texas Public Policy Foundation “Texas Counties Can Unlock Kids and Savings” (2009); Harris County “Juvenile Detention Alternatives Initiative: 2006-2011” (July 2012).
- ²⁶ Texas Human Resources Code section 201.003.
- ²⁷ Texas Human Resources Code section 201.002.
- ²⁸ See, e.g., Annie E Casey Foundation “No Place for Kids” (2011).
- ²⁹ The six circumstances are: “(1) he is likely to abscond or be removed from the jurisdiction of the court; (2) suitable supervision, care, or protection for him is not being provided by a parent, guardian, custodian, or other person; (3) he has no parent, guardian, custodian, or other person able to return him to the court when required; (4) he may be dangerous to himself or may threaten the safety of the public if released; or (5) he has previously been found to be a delinquent child or has previously been convicted of a penal offense punishable by a term in jail or prison and is likely to commit an offense if released.”

- ³⁰ Texas Family Code section 54.01(h).
- ³¹ See, e.g., Annie E Casey Foundation “No Place for Kids” (2011).
- ³² The 2007 Texas Legislature appropriated \$57 million in new funding for the Intensive Community-Based Pilot Program (“Grant U”) for large counties and the Intensive Community Based Program (“Grant X”) for all counties. The 2009 Legislature created an additional Community Corrections Diversion Program (“Grant C”) to divert more youth away from state secure facilities.
- ³³ Texas Juvenile Probation Commission “Annual Report to the Governor and Legislative Budget Board” (Dec 2011).
- ³⁴ TCJC Survey of County Juvenile Probation Chiefs (August 2012). Surveyed departments ranked mental health as the issue most in need of increased funding.
- ³⁵ Tom Green County Juvenile Probation Services “Annual Report” (2011).
- ³⁶ Office of Juvenile Justice and Delinquency Prevention “Risk Factors for Delinquency: An Overview” (2003).
- ³⁷ W.T. Church, et al. “An Examination of Differential Association and Social Control Theory: Family Systems and Delinquency” (2009); The National Reentry Resource Center “Family Engagement in Reentry for Justice-Involved Youth” (2010).
- ³⁸ TJJD Program Registry (accessed August 2012).
- ³⁹ TCJC Survey of County Juvenile Probation Chiefs (August 2012).
- ⁴⁰ L. Garfinkel “Improving Family Involvement for Juvenile Offenders with Emotional/Behavioral Disorders and Related Disabilities” (2010).
- ⁴¹ http://www.fftinc.com/about_model.html
- ⁴² <http://mstservices.com/index.php/what-is-mst/treatment-model>
- ⁴³ <http://www.nrepp.samhsa.gov/ViewIntervention.aspx?id=45>
- ⁴⁴ Telephone interview with Jennifer Adair-Fraiser, Psychology Unit Supervisor, Fort Bend County Juvenile Probation Department on August 10, 2012.
- ⁴⁵ Texas Administrative Code, Title 37, Part 11, Chapter 343, Subchapter B, §343.358.
- ⁴⁶ Annie E. Casey Foundation “Two Decades of JDAI, a Progress Report” (2009).
- ⁴⁷ TCJC Survey of County Juvenile Probation Chiefs (August 2012).
- ⁴⁸ Office of Juvenile Justice and Delinquency Prevention “Risk Factors for Delinquency: An Overview” (2003).
- ⁴⁹ TJJD Program Registry (accessed August 2012).
- ⁵⁰ L.M. Finke “The Use of Seclusion is Not an Evidence-Based Practice” (2001).
- ⁵¹ S. Grassian “Psychiatric Effects of Solitary Confinement” (2006).
- ⁵² Calendar year 2011 data provided by TJJD (April 2012).
- ⁵³ Calendar year 2011 data provided by TJJD (April 2012).
- ⁵⁴ Facility registry data provided by TJJD (January 2012).
- ⁵⁵ TCJC “Youth Experiences at Giddings State School: 2012 Survey Findings” (2012).
- ⁵⁶ http://pbstandards.org/cjcaresources/93/PbS_InfoPacket2011.pdf.
- ⁵⁷ S. Grassian “Psychiatric Effects of Solitary Confinement” (2006); see also J. Mitchell and C. Varley “Isolation and Restraint in Juvenile Correctional Facilities” (1990).
- ⁵⁸ American Academy of Child and Adolescent Psychiatry “Policy Statement: Solitary Confinement of Juvenile Offenders” (April 2012).
- ⁵⁹ http://www.hogg.utexas.edu/initiatives/seclusion_restraint.html.
- ⁶⁰ Fort Worth Star-Telegram “Parker County Teen Charged in Death of Cleburne Boy at Juvenile Facility” (December 15, 2011).
- ⁶¹ National Center on Institutions and Alternatives “Juvenile Suicide in Confinement: A National Survey” (2004).
- ⁶² Colorado Department of Public Safety “What Works: Effective Recidivism Reduction and Risk-Focused Prevention Programs: A Compendium of Evidence-Based Options for Preventing New and Persistent Criminal Behavior” (February 2008).
- ⁶³ See, e.g., J.M. Poirier “Juvenile Crime and the Economic and Social Benefits of Implementing Effective Delinquency Prevention Programs: A Case Study of the District of Columbia” (2007); and Washington State Institute for Public Policy “Benefits and Costs of Prevention and Early Intervention Programs for Youth” (2004).

- ⁶⁴ See, e.g., P.W. Greenwood “Prevention and Intervention Programs for Juvenile Offenders” (2008).
- ⁶⁵ <http://www.colorado.edu/cspv/blueprints/>
- ⁶⁶ <http://www.tjjd.texas.gov/Prevention/preventionindex.aspx>
- ⁶⁷ <http://www.nrepp.samhsa.gov/ViewIntervention.aspx?id=185>
- ⁶⁸ <http://www.nrepp.samhsa.gov/ViewIntervention.aspx?id=45>
- ⁶⁹ Washington State Institute for Public Policy “Benefits and Costs of Prevention and Early Intervention Programs for Youth” (2004). Programs in this table are partly funded in Texas by TJJD’s Community Diversion Program.
- ⁷⁰ <http://www.tjjd.texas.gov/prevention/docs/FINAL%20Web%20Summary%20for%202012%20Prevention%20Grants.pdf>
- ⁷¹ Ellis County Juvenile Services “Criminal Justice Community Plan: Victim Services and Juvenile Justice” (2010).
- ⁷² <http://www.bgca.org/whatwedo/HealthLifeSkills/Pages/SMARTMoves.aspx>
- ⁷³ <http://www.ojjdp.gov/mpg/SMART%20Leaders-MPGProgramDetail-610.aspx>
- ⁷⁴ Texas Human Resources Code section 203.0065(d)(3).
- ⁷⁵ R.K. Warren “Evidence-Based Practice to Reduce Recidivism: Implications for State Judiciaries, Crime and Justice Institute, National Institute of Corrections” (2007).
- ⁷⁶ E.J. Latessa “Improving the Effectiveness of Correctional Programs Through Research” (2008).
- ⁷⁷ D.A. Andrews, et al. “The Recent Past and Near Future of Risk and/or Needs Assessments” (January 2006).
- ⁷⁸ D.A. Andrews and J. Bonta “Rehabilitating Criminal Justice Policy and Practice” (2010).
- ⁷⁹ <https://www.assessments.com/purchase/detail.asp?SKU=5197>
- ⁸⁰ TCJC Survey of County Juvenile Probation Chiefs (August 2012).
- ⁸¹ Texas Family Code Title 3 §54.02.
- ⁸² Texas Family Code Title 3 §54.02 (2)(B).
- ⁸³ National Prison Rape Elimination Commission Report (2009).
- ⁸⁴ Centers for Disease Control “Effects on Violence of Laws and Policies Facilitating the Transfer of Youth from the Juvenile to the Adult Justice System” (2007).
- ⁸⁵ Centers for Disease Control “Effects on Violence of Laws and Policies Facilitating the Transfer of Youth from the Juvenile to the Adult Justice System” (2007).
- ⁸⁶ M. Deitch “Juveniles in the Adult Criminal Justice System in Texas” (2011).
- ⁸⁷ Texas Juvenile Probation Commission “Statistical Report” (2001); Calendar year 2011 data provided by TJJD (April 2012).
- ⁸⁸ M. Deitch “Juveniles in the Adult Criminal Justice System in Texas” (2011)
- ⁸⁹ M. Deitch “Juveniles in the Adult Criminal Justice System in Texas” (2011)
- ⁹⁰ Texas Juvenile Probation Commission “Statistical Report” (2001-2011).
- ⁹¹ Texas Juvenile Probation Commission “Statistical Report” (2011).
- ⁹² Brownsville Herald “Hidalgo DA: Hold Juvenile Offenders Accountable” (July 15, 2012).
- ⁹³ National Prison Rape Elimination Commission Report (2009).
- ⁹⁴ Centers for Disease Control “Effects on Violence of Laws and Policies Facilitating the Transfer of Youth from the Juvenile to the Adult Justice System” (2007).
- ⁹⁵ Centers for Disease Control “Effects on Violence of Laws and Policies Facilitating the Transfer of Youth from the Juvenile to the Adult Justice System” (2007).
- ⁹⁶ M. Deitch “Juveniles in the Adult Criminal Justice System in Texas” (2011).
- ⁹⁷ M. Deitch “Juveniles in the Adult Criminal Justice System in Texas” (2011).
- ⁹⁸ J. McIntosh and A. Schore “Family Law and the Neuroscience of Attachment: Part 1” (July 2011); A. Montgomery “Neurobiology essentials for clinicians: What every therapist needs to know” (upcoming January 2013); “Adolescent Brain and Juvenile Justice: New Insights from Neuroscience, Genetics, and Addiction Science” (May 2012).
- ⁹⁹ See, e.g., TCJC “Youth Experiences at Giddings State School” (2012).



Photo by Anthony Kelly



510 S. Congress Avenue, Suite 104
Austin, Texas 78704
(512) 441-8123
www.TexasCJC.org

