




HARRIS COUNTY FELONY PRETRIAL DETENTION REPORT

BROUGHT TO YOU BY THE TEXAS CENTER FOR JUSTICE & EQUITY AND THE TEXAS ORGANIZING PROJECT

ON AN AVERAGE NIGHT LAST WEEK **5,826** PEOPLE WERE LOCKED IN A CAGE AT THE HARRIS COUNTY JAIL BECAUSE THEY COULDN'T AFFORD MONEY BAIL, EVEN THOUGH IT IS ILLEGAL TO JAIL PEOPLE SOLELY BECAUSE THEY ARE POOR. THIS REPORT USES JAIL POPULATION DATA PROVIDED BY HARRIS COUNTY TO COMPARE THE PRETRIAL DETENTION NUMBERS OF HARRIS COUNTY'S FELONY JUDGES.

DISTRICT COURTS BY HIGHEST PRETRIAL DETENTION POPULATION JANUARY 22, 2023 - JANUARY 28, 2023

#1: JUDGE RAMONA FRANKLIN	#2: JUDGE LORI CHAMBERS GRAY	#3: JUDGE HAZEL B. JONES
 <p>428 PEOPLE DETAINED PER NIGHT BASED ON INABILITY TO PAY</p> <p>338TH DISTRICT COURT</p>	 <p>368 PEOPLE DETAINED PER NIGHT BASED ON INABILITY TO PAY</p> <p>262ND DISTRICT COURT</p>	 <p>360 PEOPLE DETAINED PER NIGHT BASED ON INABILITY TO PAY</p> <p>174TH DISTRICT COURT</p>

RANK	COURT	JUDGE	DAILY AVERAGE NUMBER OF PEOPLE DETAINED PRETRIAL
4.	178TH	KELLI JOHNSON	339
5.	176TH	NIKITA V. HARMON	314
6.	208TH	BEVERLY D. ARMSTRONG	271
7.	183RD	KRISTEN M. GUINEY	268
8.	177TH	ROBERT JOHNSON	245
9.	185TH	ANDREA BELL	240
10.	184TH	KATHERINE N. THOMAS	239
11.	232ND	JOSH HILL	236
12.	248TH	HILARY UNGER	233
13.	179TH	ANA MARTINEZ	225
14.	482ND	VERONICA M. NELSON	222
15.	263RD	MELISSA M. MORRIS	222
16.	209TH	BRIAN E. WARREN	221
17.	180TH	DASEAN JONES	209
18.	182ND	DANILO LACAYO	199
19.	230TH	CHRIS MORTON	196
20.	337TH	COLLEEN GAIDO	195
21.	339TH	TE'IVA J. BELL	179
22.	228TH	FRANK AGUILAR	175
23.	351ST	NATALIA "NATA" CORNELIO	152
-	RIC	BROCK THOMAS	87

Harris County taxpayers spent over **\$3.5 MILLION** on illegal pretrial detention this week.

That's over TWICE the amount Harris County taxpayers spend every week on public health services, the public library, and pollution control **COMBINED.**