




HARRIS COUNTY FELONY PRETRIAL DETENTION REPORT

BROUGHT TO YOU BY THE TEXAS CRIMINAL JUSTICE COALITION AND THE TEXAS ORGANIZING PROJECT

ON AN AVERAGE NIGHT LAST WEEK, **3,914** PEOPLE WERE LOCKED IN A CAGE AT THE HARRIS COUNTY JAIL BECAUSE THEY COULDN'T AFFORD MONEY BAIL, EVEN THOUGH IT IS ILLEGAL TO JAIL PEOPLE SOLELY BECAUSE THEY ARE POOR. THIS REPORT USES JAIL POPULATION DATA PROVIDED BY HARRIS COUNTY TO COMPARE THE PRETRIAL DETENTION NUMBERS OF HARRIS COUNTY'S FELONY JUDGES.

DISTRICT COURTS BY HIGHEST PRETRIAL DETENTION POPULATION

APRIL 26, 2020 - MAY 2, 2020

#1: JUDGE GEORGE POWELL	#2: JUDGE RANDY ROLL	#3: JUDGE RAMONA FRANKLIN
 <p>230 PEOPLE DETAINED PER NIGHT BASED ON INABILITY TO PAY</p> <p>Judge George Powell 351ST DISTRICT COURT</p>	 <p>217 PEOPLE DETAINED PER NIGHT BASED ON INABILITY TO PAY</p> <p>183RD DISTRICT COURT</p>	 <p>213 PEOPLE DETAINED PER NIGHT BASED ON INABILITY TO PAY</p> <p>338TH DISTRICT COURT</p>

<u>RANK</u>	<u>COURT</u>	<u>JUDGE</u>	<u>DAILY AVERAGE NUMBER OF PEOPLE DETAINED PRETRIAL</u>
4.	183RD	CHUCK SILVERMAN	211
5.	174TH	HAZEL JONES	204
6.	339TH	JESSE MCCLURE	203
7.	337TH	HERB RITCHIE	195
8.	176TH	NIKITA HARMON	189
9.	178TH	KELLI JOHNSON	188
10.	185TH	JASON LUONG	186
11.	262ND	LORI CHAMBERS GRAY	182
12.	208TH	GREG GLASS	181
13.	263RD	AMY MARTIN	174
14.	182ND	DANILO LACAYO	170
15.	230TH	CHRIS MORTON	163
16.	248TH	HILARY UNGER	161
17.	177TH	ROBERT JOHNSON	160
18.	209TH	BRIAN WARREN	159
19.	232ND	JOSH HILL	147
20.	184TH	ABIGAIL ANASTASIO	135
21.	180TH	DASEAN JONES	134
22.	228TH	FRANK AGUILAR	112

Harris County taxpayers spent over **\$2 MILLION** on illegal pretrial detention this week. That's over 150% of the \$1.3 million Harris County taxpayers spend every week on public health services, the public library, and pollution control **COMBINED**.