




# HARRIS COUNTY FELONY PRETRIAL DETENTION REPORT

BROUGHT TO YOU BY THE TEXAS CRIMINAL JUSTICE COALITION AND THE TEXAS ORGANIZING PROJECT

ON AN AVERAGE NIGHT LAST WEEK, **4,147** PEOPLE WERE LOCKED IN A CAGE AT THE HARRIS COUNTY JAIL BECAUSE THEY COULDN'T AFFORD MONEY BAIL, EVEN THOUGH IT IS ILLEGAL TO JAIL PEOPLE SOLELY BECAUSE THEY ARE POOR. THIS REPORT USES JAIL POPULATION DATA PROVIDED BY HARRIS COUNTY TO COMPARE THE PRETRIAL DETENTION NUMBERS OF HARRIS COUNTY'S FELONY JUDGES.

## DISTRICT COURTS BY HIGHEST PRETRIAL DETENTION POPULATION

MARCH 22, 2020 - MARCH 28, 2020

<b>#1: JUDGE CHUCK SILVERMAN</b>	<b>#2: JUDGE GEORGE POWELL</b>	<b>#3: JUDGE JASON LUONG</b>
 <p><b>236</b> PEOPLE DETAINED PER NIGHT BASED ON INABILITY TO PAY</p> <p>183RD DISTRICT COURT</p>	 <p><b>236</b> PEOPLE DETAINED PER NIGHT BASED ON INABILITY TO PAY</p> <p>351ST DISTRICT COURT</p>	 <p><b>232</b> PEOPLE DETAINED PER NIGHT BASED ON INABILITY TO PAY</p> <p>185TH DISTRICT COURT</p>

<u>RANK</u>	<u>COURT</u>	<u>JUDGE</u>	<u>DAILY AVERAGE NUMBER OF PEOPLE DETAINED PRETRIAL</u>
4.	174TH	HAZEL JONES	227
5.	338TH	RAMONA FRANKLIN	219
6.	339TH	JESSE MCCLURE	216
7.	179TH	RANDY ROLL	214
8.	262ND	LORI CHAMBERS GRAY	197
9.	337TH	HERB RITCHIE	197
10.	208TH	GREG GLASS	193
11.	176TH	NIKITA HARMON	192
12.	178TH	KELLI JOHNSON	188
13.	263RD	AMY MARTIN	188
14.	182ND	DANILO LACAYO	181
15.	230TH	CHRIS MORTON	173
16.	248TH	HILARY UNGER	172
17.	232ND	JOSH HILL	161
18.	209TH	BRIAN WARREN	157
19.	177TH	ROBERT JOHNSON	155
20.	184TH	ABIGAIL ANASTASIO	145
21.	180TH	DASEAN JONES	139
22.	228TH	FRANK AGUILAR	129

Harris County taxpayers spent nearly **\$2.2 MILLION** on illegal pretrial detention this week. That's close to twice the \$1.3 million Harris County taxpayers spend every week on public health services, the public library, and pollution control **COMBINED**.