




HARRIS COUNTY FELONY PRETRIAL DETENTION REPORT

BROUGHT TO YOU BY THE TEXAS CRIMINAL JUSTICE COALITION AND THE TEXAS ORGANIZING PROJECT

ON AN AVERAGE NIGHT LAST WEEK, **4,530** PEOPLE WERE LOCKED IN A CAGE AT THE HARRIS COUNTY JAIL BECAUSE THEY COULDN'T AFFORD MONEY BAIL, EVEN THOUGH IT IS ILLEGAL TO JAIL PEOPLE SOLELY BECAUSE THEY ARE POOR. THIS REPORT USES JAIL POPULATION DATA PROVIDED BY HARRIS COUNTY TO COMPARE THE PRETRIAL DETENTION NUMBERS OF HARRIS COUNTY'S FELONY JUDGES.

DISTRICT COURTS BY HIGHEST PRETRIAL DETENTION POPULATION OCTOBER 11 - OCTOBER 17, 2020

#1: JUDGE RAMONA FRANKLIN	#2: JUDGE HERB RITCHIE	#3: JUDGE NIKITA HARMON
 <p>274 PEOPLE DETAINED PER NIGHT BASED ON INABILITY TO PAY</p> <p>338TH DISTRICT COURT</p>	 <p>253 PEOPLE DETAINED PER NIGHT BASED ON INABILITY TO PAY</p> <p>337TH DISTRICT COURT</p>	 <p>245 PEOPLE DETAINED PER NIGHT BASED ON INABILITY TO PAY</p> <p>176TH DISTRICT COURT</p>

RANK	COURT	JUDGE	<u>DAILY AVERAGE NUMBER OF PEOPLE DETAINED PRETRIAL</u>
4.	351ST	GEORGE POWELL	234
5.	174TH	HAZEL JONES	228
6.	339TH	JESSE MCCLURE	227
7.	248TH	HILARY UNGER	223
8.	183RD	CHUCK SILVERMAN	220
9.	177TH	ROBERT JOHNSON	211
10.	185TH	JASON LUONG	210
11.	208TH	GREG GLASS	200
12.	262ND	LORI CHAMBERS GRAY	199
13.	209TH	BRIAN WARREN	194
14.	180TH	DASEAN JONES	189
15.	232ND	JOSH HILL	186
16.	182ND	DANILO LACAYO	184
17.	230TH	CHRIS MORTON	181
18.	179TH	RANDY ROLL	180
19.	263RD	AMY MARTIN	177
20.	178TH	KELLI JOHNSON	176
21.	184TH	ABIGAIL ANASTASIO	174
22.	228TH	FRANK AGUILAR	165

Harris County taxpayers spent over **\$2.3 MILLION** on illegal pretrial detention this week. That's over 150% of the \$1.3 million Harris County taxpayers spend every week on public health services, the public library, and pollution control **COMBINED.**